



TEXTILES  
IDRIS

Fall / Winter

25/26

# WHITES & CREAMS




IDRIS



**YOYO CRINCLE LYOCEL**  
**COLOR VANILIA**  
80% Lyocell 20% Polyester  
Weight 80-90 gsm | Width: 150 cm



**VENETO RIBB**  
**COLOR ECRU**  
50% Polyester 30% Nylon 20% Elastane  
Weight: 180 gsm | Width: 150 cm




**LILLY LACE GLITTER**  
**COLOR WHITE SILVER**  
.92% Nylon 08% Elastane  
Weight 133 gsm | Width: 150 cm



**AMELIA LACE**  
**COLOR OFF WHITE**  
.100% NYLON  
Weight 45 gsm | Width:155 cm



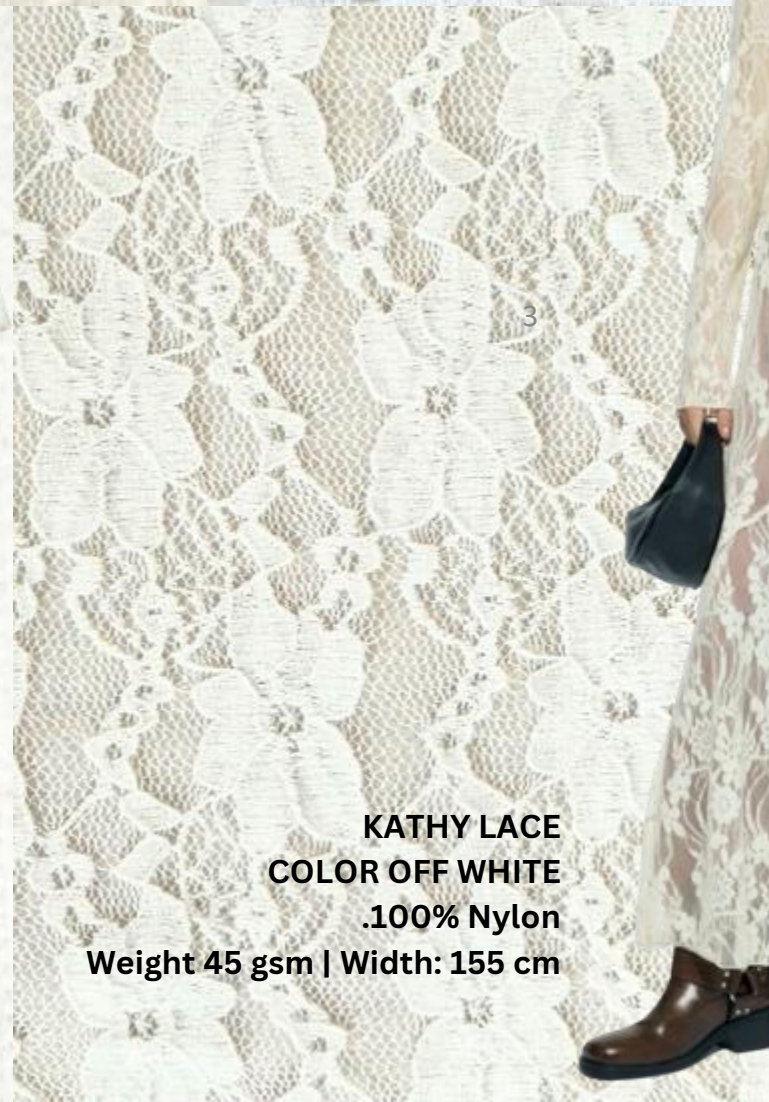
**AVA LACE**  
**COLOR OFF WHITE**  
.92% Nylon 08% Elastane  
Weight 140-150 gsm | Width:150 cm



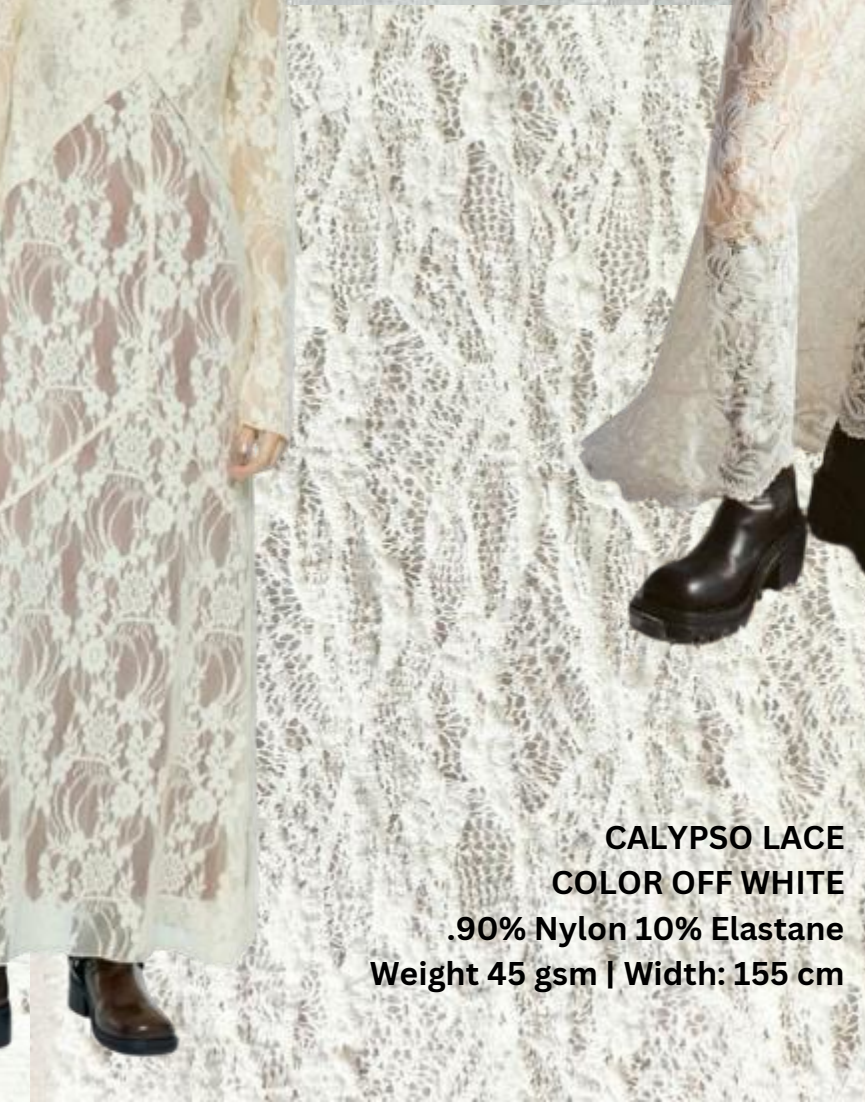
**FRIDA NET SEQUINS**  
**COLOR SILVER**  
90% Nylon 10% Elastane  
Weight: 160gsm | Width: 145 cm



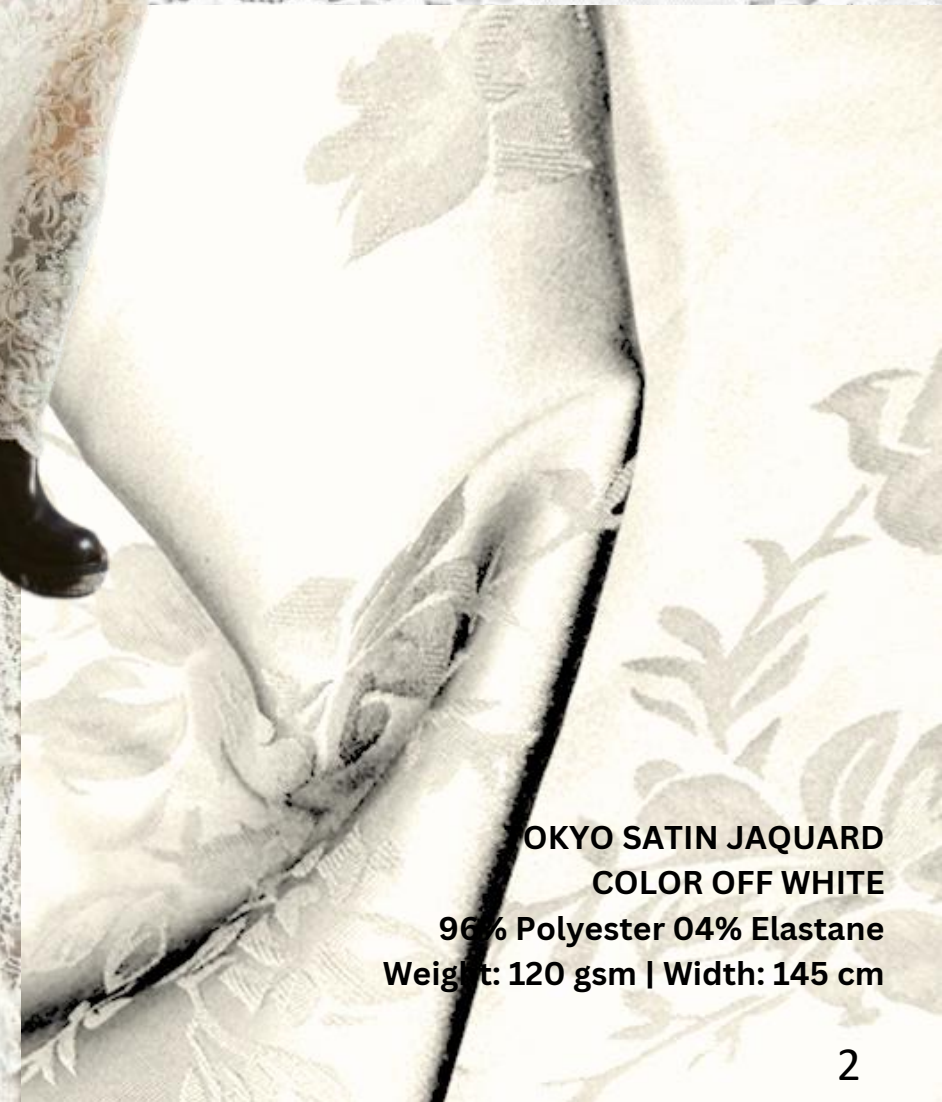
**DIAMOND KNIT JERSEY**  
**COLOR OFF WHITE**  
50% Polyester / 30% Nylon / 20% Viscose  
Weight: 300 gsm | Width: 150 cm



**KATHY LACE**  
**COLOR OFF WHITE**  
.100% Nylon  
Weight 45 gsm | Width: 155 cm



**CALYPSO LACE**  
**COLOR OFF WHITE**  
.90% Nylon 10% Elastane  
Weight 45 gsm | Width: 155 cm



**OKYO SATIN JAQUARD**  
**COLOR OFF WHITE**  
96% Polyester 04% Elastane  
Weight: 120 gsm | Width: 145 cm

**SUEDE SCUBA JERSEY STRETCH**  
**COLOR BEIGE**

**60% Polyester 35% Nylon 05% Elastane**  
**Weight: 280GSM | Width: 145 cm**

**RETRO LEATHER**  
**COLOR OFF WHITE**

**60% Polyurethane 40% Polyester**  
**Weight: 280 gsm | Width: 140 cm**

**SMOOTHY FUR VELOUR**  
**COLOR BEIGE**

**100% Polyester**  
**Weight: 260 gsm | Width: 147-152 cm**

**BIHAR GIORGETTE**  
**COLOR ECRU**

**1000% Polyester**  
**Weight: 115-120 gsm | Width: 145 cm**

**CASHMERE CROCHET LACE**

**COLOR OFF WHITEK**

**55% Nylon 40% Viscose 05% Elastane**

**Weight: 270 gsm | Width: 125 cm**

**LARA RIBB**

**COLOR OFF WHITE**

**50% Rayon 30% Polyester 20% Nylon**

**Weight: 220 gsm | Width:155 cm**

**SOHO SEQ JERSEY**  
**COLOR OFF WHITE**

**95% Polyester 05% Elastane**  
**Weight: 340 gsm | Width: 135 cm**

**MARISSA JERSEY**  
**COLOR ECRU**

**48% Rayon / 27% Polyester 20% Nylon 05% Elastane**  
**Weight: 400-420 gsm | Width: 150 cm**

**GLORY RIB**  
**COLOR OFF WHITE**

**80% Polyester 15% Lurex 05% Elastane**  
**Weight: 230 gsm | Width: 150 cm**


**ELIZABETH TAFFETA STRETCH**  
**COLOR OFF WHITE**

**60% Polyester 35% Nylon 05% Elastane**  
**Weight: 160gsm | Width: 145 cm**

**YOYO CRINCLE LYOCEL**  
**COLOR IVORY**

**80% Lyocell 20% Polyester**  
**Weight 80-90 gsm | Width: 150 cm**

# BEIGE EPISODE



IDRIS



GLORY RIB  
 COLOR BEIGE  
 80% Polyester 15% Lurex 05% Elastane  
 Weight: 230 gsm | Width: 150 cm




ANGELA NET SEQUINEY  
 COLOR CHAMPAGNE  
 97% Polyester / 03% Elastane  
 Weight: 270 gsm | Width: 125 cm



COCOON JERSEY  
 COLOR BEIGE  
 95% Polyester 05% Elastane  
 Weight: 250-260 gsm | Width:150 cm



HI-MULTI CHIFFON  
 COLOR SAND  
 100% Polyester  
 Weight: 95 gsm | Width: 150 cm



DIAMOND KNIT JERSEY  
 COLOR MBEIGE  
 50% Polyester / 30% Nylon / 20% Viscose  
 Weight: 300 gsm | Width: 150 cm



RETRO LEATHER  
 COLOR GOLD  
 60% Polyurethane / 40% Polyester  
 Weight: 280 gsm | Width: 140 cm



VENETO RIBB  
 COLOR CHOCOO  
 50% Polyester 30% Nylon 20% Elastane  
 Weight: 180 gsm | Width: 150 cm



LANA NET STONES  
 COLOR BEIGE  
 92% Polyester 08% Elastane  
 Weight: 100 gsm | Width: 147 cm



MARISSA JERSEY  
 COLOR BEIGE  
 48% Rayon / 27% Polyester 20% Nylon 05% Elastane  
 Weight: 400-420 gsm | Width: 150 cm



ELIZABETH TAFFETA STRETCH  
 COLOR GOLD  
 % Polyester 35% Nylon 05% Elastane  
 Weight: 160gsm | Width: 145 cm



CHANEL KNIT DES: 5  
 COLOR CAMEL  
 59% Polyester 39% Cotton 02% Elastane  
 Weight: 400-420 gsm | Width:150 cm



VASTO STRIPE SUITING  
 COLOR CLAMEL  
 70% Tencel 25% Rayon 5% Spandex  
 Weight: 250-260 gsm | Width: 150 cm



6



SHAGGY FUR  
COLOR GOLD  
100% Polyester  
Weight:330-350 gsm | Width: 150cm

ARMANI SATIN  
COLOR GOLD  
97% Polyester 03% Elastane  
Weight: 85-95gsm | Width: 145cm

FRIDA NET SEQUINS  
COLOR BE-GO  
90% Nylon 10% Elastane  
Weight: 160gsm | Width: 145 cm

EMPEROR LACE  
COLOR BEIGE  
95% Polyester / 05% Elastane  
Weight: 120 gsm | Width: 150 cm

ARMANI SATIN  
COLOR BEIGE  
97% Polyester 3% Elastane  
Weight: 85-95gsm | Width: 145cm

LARA RIBB  
COLOR LBEIGE  
50% Rayon 30% Polyester 20% Nylon  
Weight: 220 gsm | Width:155 cm

PIN CORD STRECH  
COLOR BEIGE  
82% Polyester 15% Nylon  
03% Elastane  
Veight: 230-240 gsm | Width:145 cm


WILLOW SUITING MELANGE  
COLOR BEIGE  
84% Polyester 13% Rayon 03% Elastane  
Weight: 250-260 gsm | Width:145 cm

MELANI SUIT  
COLOR BEIGEE  
100% Polyester  
Weight: 130-135 gsm | Width:145 cm

MOCCA JERSEY  
COLOR STONE  
86% Polyester 14% Elastane  
Weight: 400-420 gsm | Width:150 cm

SNAKE SATIN  
COLOR CAMEL  
97% Polyester 02% Elastane  
Weight: 100 gsm | Width: 145cm

SAKURA ROMA JERSEY  
COLOR BEIGE  
65% Polyester 30% NYLON 05% Elastane  
Weight: 340-350 gsm | Width: 150cm



# PINK NOSTALGIA



IDRIS

CALYPSO LACE  
COLOR DUSTY  
90% Nylon 10% Elastane  
Weight 45 gsm | Width: 155 cm

VENETO MELANGE RIBB  
COLOR DUSTY  
50% Rayon 30% Polyester 20% Nylon  
Weight: 180 gsm | Width: 150 cm

BRILL SEQUIN JERSEY  
COLOR NUDE  
100% Polyester  
Weight: 280 gsm | Width: 130 cm

COCOON JERSEY  
COLOR DUSTY  
95% Polyester 05% Elastane  
Weight: 250-260 gsm | Width: 150 cm



LARA RIBB  
COLOR MAUVE  
50% Rayon 30% Polyester 20% Nylon  
Weight: 220 gsm | Width: 155 cm

VENETO MELANGE RIBB  
COLOR MAUVE  
50% Rayon 30% Polyester 20% Nylon  
Weight: 180 gsm | Width: 150 cm

ARMANI SATIN  
COLOR DUSTY  
97% Polyester 3% Elastane  
Weight: 85-95gsm | Width: 145cm

MARISSA JERSEY  
COLOR MAUVE  
48% Rayon 27% Polyester 20% Nylon 05% Elastane  
Weight: 180 gsm | Width: 150 cm



AVISCO CORDUROY  
COLOR PINK  
85% Polyester 15% Nylon  
Weight: 230-240 gsm | Width:145 cm

AVISCO CORDUROY  
COLOR DUSTY  
85% Polyester 15% Nylon  
Weight: 230-240 gsm | Width:145 cm

SETINA CHIFFON CRINCLE  
COLOR DUSTY  
100% Polyester  
Weight: 70 gsm | Width:145 cm

MONICA VELVET SEQUIN  
COLOR DUSTY  
100% Polyester  
Weight: 250-260 gsm | Width: 130 cm



ANGELA VELVET SEQUIN  
COLOR DUSTY  
97% Polyester 03% Elastane  
Weight: 270 gsm | Width: 125 cm

TOKYO SATIN JAQUARD  
COLOR APRICOT  
96% Polyester 04% Elastane  
Weight: 120 gsm | Width: 145 cm


LARA RIBB  
COLOR DUSTY  
50% Rayon 30% Polyester 20% Nylon  
Weight: 220 gsm | Width:155 cm

PIN CORDUROY  
COLOR PINK  
82% Polyester 15% Nylon 03% Elastane  
Weight: 230-240 gsm | Width:145 cm





SCUBA JERSEY HEAVY CREP  
COLOR BROWN  
95% Polyester 05% Elastane  
Weight: 260-290 gsm | Width 150 cm



GENESIS JERSEY  
COLOR CINAMON  
95% Polyester 05% Elastane  
Weight: 320 gsm | Width:150 cm



ASTORIA SUITING  
COLOR BROWN  
5% Polyester 32% RAYON 03% Elastane  
Weight 255-260 gsm | Width 140-145 cm



HI-MULTI CHIFFON  
COLOR BROWN  
100% Polyester  
Weight: 95 gsm | Width: 150 cm

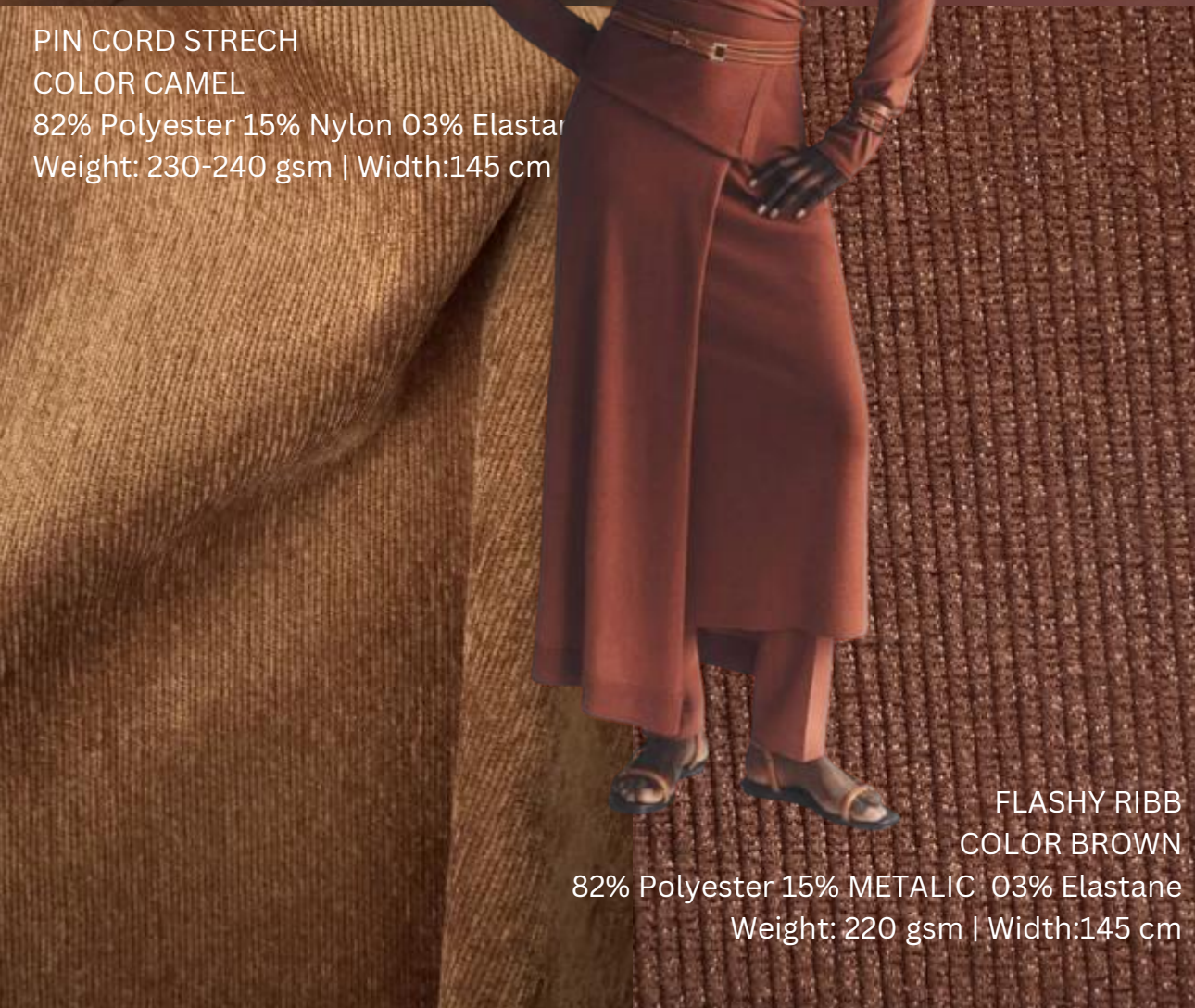
SUEDE SCUBA JERSEY STRETCH  
COLOR CAMEL  
60% Polyester 35% Nylon 05% Elastane  
Weight: 280GSM| Width: 145 cm



AVISCO CORDUROY  
COLOR CAMEL  
85% Polyester 15% Nylon  
Weight: 230-240 gsm | Width:145 cm



PIN CORD STRECH  
COLOR CAMEL  
82% Polyester 15% Nylon 03% Elastane  
Weight: 230-240 gsm | Width:145 cm



FLASHY RIBB  
COLOR BROWN  
82% Polyester 15% METALIC 03% Elastane  
Weight: 220 gsm | Width:145 cm



VELOUR JERSEY PLEAT  
COLOR BROWN  
100 % Polyester  
Weight 220 gsm | Width 137 cm



MANGO SUITING  
COLOR CAMEL  
97% Polyester 03% Elastane  
Weight: 260-270 gsm | Width: 145cm



WILLOW SUITING  
COLOR CAMEL  
% Polyester 13% Rayon 03% Elastane  
Weight: 250-260 gsm | Width: 145 cm



VASTO SUITING  
COLOR CAMEL  
70% Polyester 25% Rayon 05% Elastane  
Weight: 250-260 gsm | Width: 145 cm

BENGALINE TWILL STRETCH SUITING  
COLOR BROWN  
68% Rayon 28% Nylon 04% Elastane  
Weight 270 gsm | Width 150 cm



GENESIS JERSEY  
COLOR CINAMON  
95% Polyester 05% Elastane  
Weight: 360gsm | Width: 150 cm

MORRIS TWILL SUITING  
COLOR BROWN  
95% Polyester 05% Elastane  
Weight: 230gsm | Width: 150 cm

AZIZ SEQUIN NET  
COLOR BLACK BORDEAUX  
95% Polyester 05% Elastane  
Weight: 130-140 gsm | Width: 125 cm

MANGO SUITING  
COLOR BROWNI  
97% Polyester 03% Elastane  
Weight: 260-270 gsm | Width: 145cm



RETRO LEATHER  
COLOR CHOCO  
60% Polyurethane / 40% Polyester  
Weight: 280 gsm | Width: 140 cm

JEWEL SEQUIN NET  
COLOR BROWN  
Weight 390-400 gsm | Width:130 cm

BRILL SEQUIN JERSEY  
COLOR COPPER  
100% Polyester  
Weight:280 gsm | Width:130 cm

ANNA JERSEY  
COLOR BROWN  
65% Polyester 35% Viscose  
Weight: 250 gsm | Width: 127 cm

FRIDA NET SEQUINS  
COLOR BROWN  
90% Nylon 10% Elastane  
Weight: 160gsm | Width: 145 cm

# BURGUNDOMANIA



IDRIS

YOYO CRINCLE LYOCEL  
COLOR WINE  
80% Lyocell 20% Polyester  
Weight 80-90 gsm | Width: 150 cm

LEATHER VEGAN  
COLOR WINE  
Front 100% PU Back 95% Polyester 05% Elastane  
Weight 80-90 gsm | Width: 150 cm

ARMANI SATIN  
COLOR WINE  
97% Polyester 3% Elastane  
Weight: 85-95gsm | Width: 145cm

TOKYO SATIN JAQUARD  
COLOR AUBERGINE  
96% Polyester 04% Elastane  
Weight: 120 gsm | Width: 145 cm

VALEN SATIN STRETCH  
COLOR BURGUNDY  
98% Polyester 02% Elastane  
Weight: 120 gsm | Width: 145 cm

PAISLEY LACE  
COLOR WINE  
90% Nylon 10% Elastane  
Weight: 110 gsm | Width: 145 cm

MONICA VELVET SEQUIN  
COLOR BORDEUX  
100% Polyester  
Weight: 250-260 gsm | Width: 130 cm

ROMANCE LACE  
COLOR WINE  
90% Nylon 10% Elastane  
Weight: 110 gsm | Width: 145 cm

AVISCO CORDUROY  
COLOR WINE  
85% Polyester 15% Nylon  
Weight: 230-240 gsm | Width: 145 cm

MELANI SUIT  
COLOR BORDEUX  
100% Polyester  
Weight: 130-135 gsm | Width: 145 cm



ARGENTINA 2 WAY STRETCH TWILL SUITING  
COLOR WINE  
75% Polyester 20% Viscose 05% Elastane  
Weight 285 gsm | Width: 145 cm



ALEXANDRA CHIFFON  
COLOR BORDEUX  
98% Polyester 02% Elastane  
Weight 130 gsm | Width: 130



AVA LACE  
COLOR BORDEAUX  
92% Nylon 08% Elastane  
Weight 140-150 gsm | Width:150 cm

ELIZABETH TAFFETA  
COLOR BORDEUX  
60% Polyester 35% Nylon 05% Elastane  
Weight: 160 gsm | Width: 145 cm



RETRO LEATHER  
COLOR BORDEAUX  
60% Polyurethane / 40% Polyester  
Weight: 280 gsm | Width: 140 cm



ALICE LACE  
COLOR BORDEAUX  
92% Nylon 08% Elastane  
Weight 125 gsm | Width:155 cm



ZEN JERSEY CHENILLE  
COLOR BORDEUX  
98% Polyester 02% Spandex  
Weight: 310 gsm | Width: 150 cm

MANGO SUITING  
COLOR BORDEUX  
97% Polyester 03% Elastane  
Weight: 260-270 gsm | Width: 145cm



SAKYRA ROMA JERSEY  
COLOR BORDEUX  
65% Polyester 30% Nylon 05% Elastane  
Weight 340-350 gsm | Width: 150 cm

16



CALYPSO LACE  
COLOR BURGUNDY  
90% Nylon 10% Elastane  
Weight 45 gsm | Width: 155 c



SORA SCUBA JERSEY  
COLOR WINE  
55% Polyester Rayon 43% Rayon 06% Elastane  
Weight 260-270 gsm | Width: 155 cm

# RED FRUIT COCKTAIL



LANA STONES MESH NET  
COLOR RED  
92% Polyester 08% Elastane  
Weight: 100 gsm | Width: 147 cm



KATHY LACE  
COLOR RED  
92% Nylon 08% Elastane  
Weight 95 gsm | Width: 150 cm



ARMANI SATIN  
COLOR FIRE  
97% Polyester 3% Elastane  
Weight: 85-95gsm | Width: 145cm

LILLY GLITTER LACE  
COLOR RED  
92% NYLON 08% Elastane  
Weight: 133 gsm | Width: 150 c

SCUBA HEAVY CREP  
COLOR RED  
95% Polyester 05% Elastane  
Weight: 260-290 gsm | Width: 150 cm

RETRO LEATHER  
COLOR RED  
60% Polyurethane / 40% Polyester  
Weight: 280 gsm | Width: 140 cm

SMOOTHY FUR VELOUR  
COLOR WINE  
100% Polyester  
Weight: 260 gsm | Width: 147-152 cm


FRIDA NET SEQUINS  
COLOR RED  
90% Nylon 10% Elastane  
Weight: 160gsm | Width: 145 cm

# PURPLE LILAC



19

IDRIS




CHANEL KNIT  
COLOR PLUM

59% Polyester 39% Cotton 02% Elastane  
Weight: 250-260gsm | Width: 150 cm



RETRO LEATHER  
COLOR MAGENTA

60% Polyurethane / 40% Polyester  
Weight: 280 gsm | Width: 140 cm



ELIZABETH TAFFETA  
COLOR MAGENTA  
60% Polyester 35% Nylon 05% Elastane  
Weight: 160 gsm | Width: 145 cm



MOCCA JERSEY  
COLOR PURPLE  
86% Polyester 14% Elastane  
Weight: 400-420 gsm | Width:150 cm



SCUBA HEAVY CREP STRECH JERSEY  
COLOR LILAC  
95% Polyester 05% Elastane  
Weight 260-290 gsm | Width: 150cm



BARBIE SUITING STRECH  
COLOR MAGENTA

95% Polyester 05% Elastane  
Weight: 220-230gsm | Width: 147 cm



DIAMOND KNIT JERSEY  
COLOR PURPLE

50% Polyester / 30% Nylon 20% Viscose  
Weight: 300 gsm | Width: 150 cm



FRIDA NET SEQUINS  
COLOR PURPLE

90% Nylon 10% Elastane  
Weight: 160gsm | Width: 145 cm



ARMANI SATIN  
COLOR MAUVE

97% Polyester 3% Elastane  
Weight: 85-95gsm | Width: 145cm



SHAGGY FUR  
COLOR MAUVE

100% Polyester  
Weight:330-350 gsm | Width: 150cm



# GREEN ASSORTMENT



21



ZEN JERSEY CHENILLE  
COLOR KHAKI  
98% Polyester 02% Spandex  
Weight: 310 gsm | Width: 150 cm

CHANEL KNIT DES: 5  
COLOR OLIVE  
59% Polyester 39% Cotton 02% Elastane  
Weight: 400-420 gsm | Width:150 cm

SHAGGY FUR  
COLOR JADE  
100% Polyester  
Weight:330-350 gsm | Width: 150cm

RETRO LEATHER  
COLOR PINE  
60% Polyurethane / 40% Polyester  
Weight: 280 gsm | Width: 140 cm

FRIDA NET SEQUINS  
COLOR MILITARY  
90% Nylon 10% Elastane  
Weight: 160gsm | Width: 145 cm

RIDA NET SEQUINS  
COLOR PETROL  
90% Nylon 10% Elastane  
Weight: 160gsm | Width: 145 cm

JEWEL SEQUIN NET  
COLOR OLIVE  
Weight: 390-400 gsm | Width:130 cm

LARA RIBB  
COLOR GREEN  
50% Rayon 30% Polyester 20% Nylon  
Weight: 220 gsm | Width:155 cm

CHANEL KNIT DES: 7  
GREEN  
59% Polyester 39% Cotton 02% Elastane  
Weight: 400-420 gsm | Width:150 cm

SNAKE SATIN  
COLOR KHAKI  
97% Polyester 02% Elastane  
Weight: 100 gsm | Width: 145cm

WILLOW SUITING MELANGE  
COLOR OLIVE  
84% Polyester 13% Rayon 03% Elastane  
Weight: 250-260 gsm | Width:145 cm

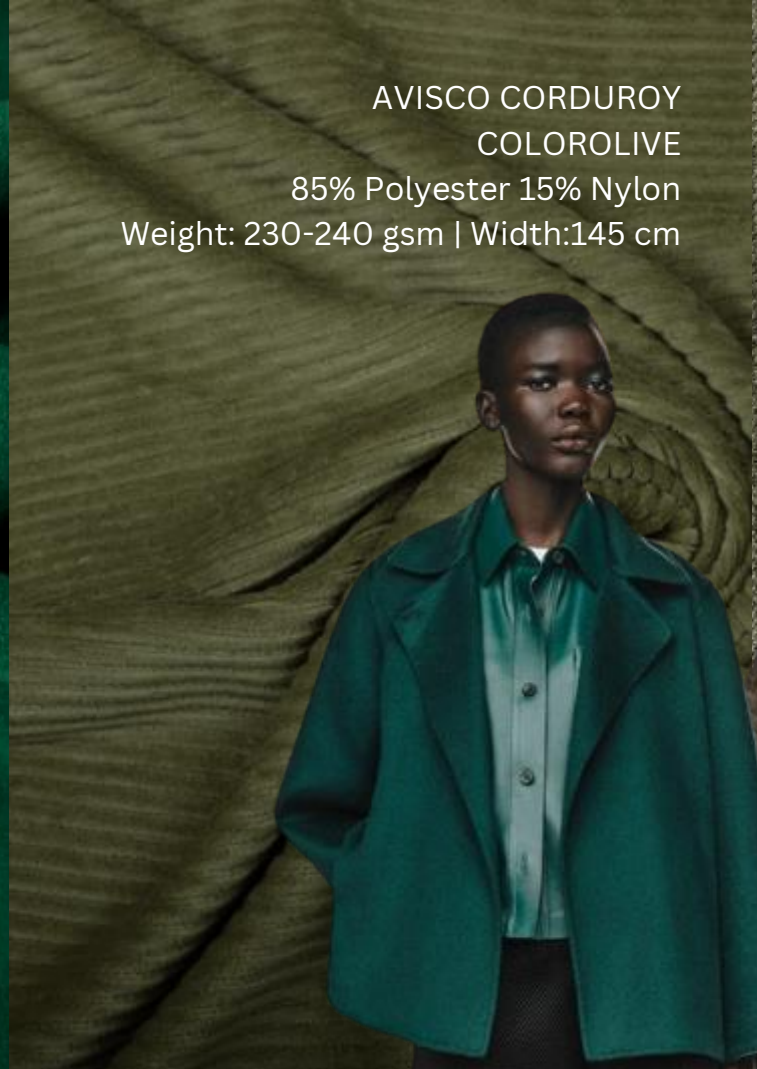




SORA SCUBA JERSEY  
COLOR MILITARY  
55% Polyester Rayon 43% Rayon 06% Elastane  
Weight 260-270 gsm | Width: 155 cm




MANGO SUITING  
COLOR PINE  
97% Polyester 03% Elastane  
Weight: 260-270 gsm | Width: 145cm




AVISCO CORDUROY  
COLOR LIVE  
85% Polyester 15% Nylon  
Weight: 230-240 gsm | Width:145 cm



ELIZABETH TAFFETA  
COLOR PINE  
60% Polyester 35% Nylon 05% Elastane  
Weight: 160 gsm | Width: 145 cm



MELANI SUIT  
COLOR KHAKE  
100% Polyester  
Weight: 130-135 gsm | Width:145 cm



ASTRA LUREX JERSEY  
COLOR BOTTLE GREEN  
76% Polyester 15% Metallic 09% Elastane  
Weight: 210 gsm | Width: 160 cm



COCOON JERSEY  
COLOR KHAKE  
95% Polyester 05% Elastane  
Weight: 250-260 gsm | Width:150 cm



MANGO SUITING  
COLOR KHAKE  
97% Polyester 03% Elastane  
Weight: 260-270 gsm | Width: 145cm



BENGALINE TWILL SUIT  
COLOR MILITARY  
98% Rasyon28% Nylon 04% Elastane  
Weight: 270 gsm | Width:150 cm



JEWEL SEQUIN NET  
COLOR OLIVE  
Weight 390-400 gsm | Width:130 cm

# SPECTRUM OF BLUES





MELANI SUIT  
 COLOR NAVY  
 100% Polyester  
 Weight: 130-135 gsm | Width:145 cm



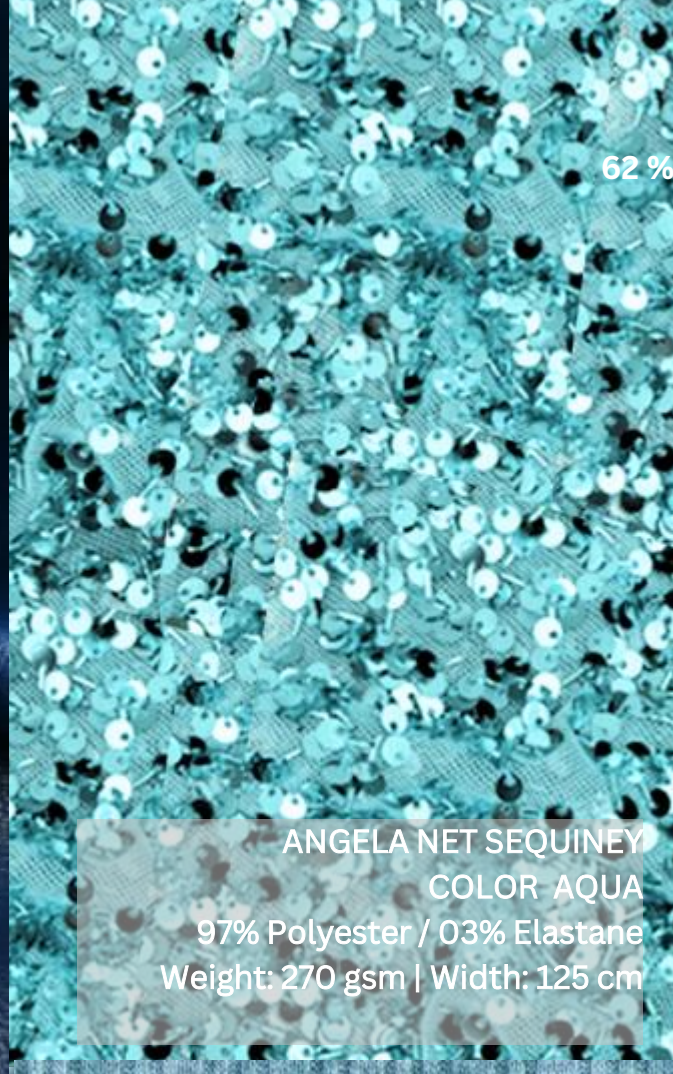
VASTO STRIPE SUITING  
 COLOR NAVY  
 70% Tencel 25% Rayon 5% Spandex  
 Weight: 250-260 gsm | Width: 150 cm



PIN CORD STRECH  
 COLOR BLUEE  
 82% Polyester 15% Nylon 03% Elastane  
 Weight: 230-240 gsm | Width:145 cm



RETRO LEATHER  
 COLOR NAVY  
 60% Polyurethane / 40% Polyester  
 Weight: 280 gsm | Width: 140 cm



ANGELA NET SEQUINEY  
 COLOR AQUA  
 97% Polyester / 03% Elastane  
 Weight: 270 gsm | Width: 125 cm



LARA RIBB  
 COLOR SKY  
 50% Rayon 30% Polyester 20% Nylon  
 Weight: 220 gsm | Width :155 cm



MOJO LACE  
 COLOR TEAL  
 62 % Polyester/35%NYLON/3% Elastane  
 Weight: 160 gsm | Width: 150 cm



COCOON JERSEY  
 COLOR NAVYI  
 95% Polyester 05% Elastane  
 Weight: 250-260 gsm | Width:150 cm



GENESIS JERSEY  
 COLOR JADE  
 95% Polyester 05% Elastane  
 Weight: 360gsm | Width: 150 cm



SMOOTHY FUR VELOUR  
 COLOR TEAL  
 100% Polyester  
 Weight: 260 gsm | Width: 147-152 cm



RETRO LEATHER  
COLOR BLUE

60% Polyurethane / 40% Polyester  
Weight: 280 gsm | Width: 140 cm



ANDREANA POPLIN  
COLORBLUE

100% Rayon  
Weight: 150-160 gsm | Width: 145 cm



MANGO SUITING  
COLOR NUIT

97% Polyester 03% Elastane  
Weight: 260-270 gsm | Width: 145cm



SMOOTHY FUR VELOUR  
COLOR NAVY

100% Polyester  
Weight: 260 gsm | Width: 147-152 cm




MARISSA JERSEY  
COLOR NUIT

48% Rayon 27% Polyester 20% Nylon 05% Elastane  
Weight: 180 gsm | Width: 150 cm



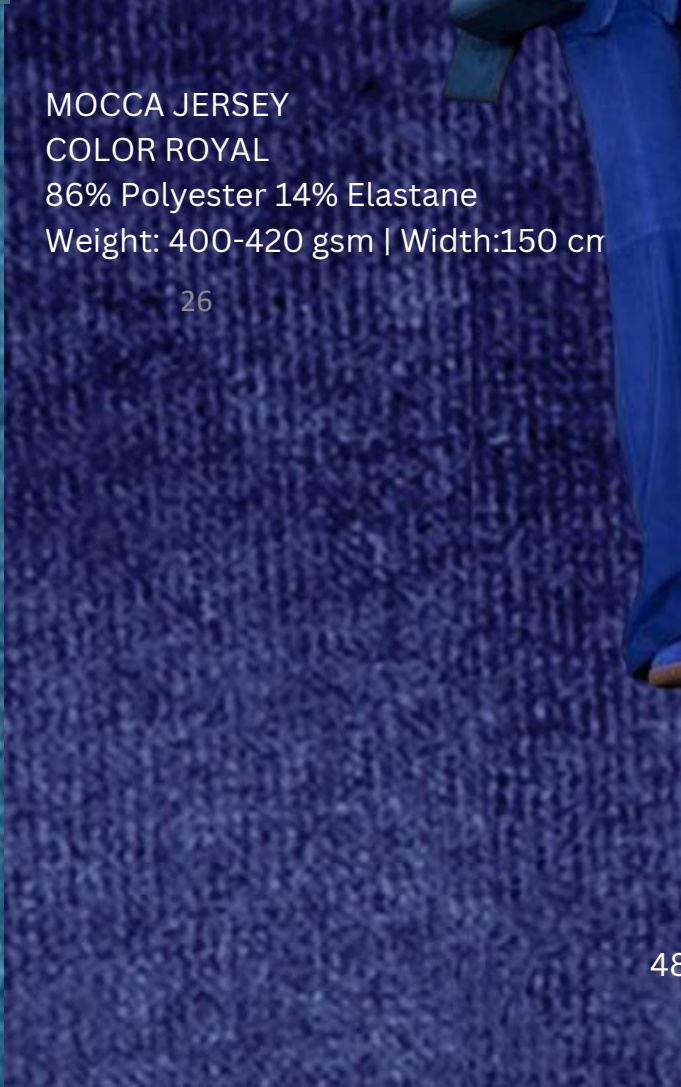
TOKYO SATIN JAQUARD  
COLOR BLUE

96% Polyester 04% Elastane  
Weight: 120 gsm | Width: 145 cm



GLORY RIB  
COLOR BLUE

80% Polyester 15 % Lurex 05% Elastane  
Weight: 230 gsm | Width: 150 cm



MOCCA JERSEY  
COLOR ROYAL

86% Polyester 14% Elastane  
Weight: 400-420 gsm | Width:150 cm

26



MARISSA JERSEY  
COLOR ROYAL

48% Rayon 27% Polyester 20% Nylon 05% Elastane  
Weight: 180 gsm | Width: 150 cm



BARBIE SUITING STRECH  
COLOR TEAL

95% Polyester 05% Elastane  
Weight: 220-230gsm | Width: 147 cm



# GREY MODERNITY



IDRIS



**RETRO LEATHER**  
COLOR GREY  
60% Polyurethane / 40% Polyester  
Weight: 280 gsm | Width: 140 cm



**JEWEL SEQUIN NET**  
COLOR GREY  
Weight 390-400 gsm | Width:130 cm



**RAMBAS MOHAIR JERSEY**  
COLOR BLACK  
100% Polyester  
Weight 240-250 gsm | Width: 160 cm



**FELICE CHIFFON**  
COLOR BLACK SILVER  
100% Polyester  
Weight 95 gsm | Width: 145 cm



**VASTO STRIPE SUITING**  
COLOR CHARCOAL  
70% Tencel 25% Rayon 5% Spandex  
Weight: 250-260 gsm | Width: 150 cm



**DIAMOND KNIT JERSEY**  
COLOR MGREY  
50% Polyester 30% Nylon 20% Viscose  
Weight: 300 gsm | Width: 150 cm



**WILLOW SUITING MELANGE**  
COLOR GREY  
84% Polyester 13% Rayon 03% Elastane  
Weight: 250-260 gsm | Width:145 cm



**MARISA JERSEY**  
COLOR MGREY  
48% Rayon 27% Polyester 20% Nylon 05% Elastane  
Weight: 300 gsm | Width: 160 cm



**ELIZABETH TAFFETA**  
COLOR GREY  
60% Polyester 35% Nylon 05% Elastane  
Weight: 160 gsm | Width: 145 cm



**WILLOW SUITING MELANGE**  
COLOR CHARCOAL  
84% Polyester 13% Rayon 03% Elastane  
Weight: 250-260 gsm | Width:145 cm

LOUKIA STRIPED SUITING  
COLOR CHARCOAL

58% Polyester 39% Viscose 03% Elastane  
Weight: 220 gsm | Width: 146 cm



TULUSE JAQUARD JERSEY  
COLOR BURGUNDY

95% Polyester 05% Elastane  
Weight: 280 gsm | Width: 150 cm



SAKURA ROMA JERSEY  
COLOR GREY

65% Polyester 30% Nylon 5% Elastane  
Weight: 310 gsm | Width: 150 cm



ZEN JERSEY CHENILLE  
COLOR GREY

98% Polyester 02% Spandex  
Weight: 310 gsm | Width: 150 cm




TOKYO SATIN JAQUARD  
COLOR SILVER

96% Polyester 04% Elastane  
Weight: 120 gsm | Width: 145 cm




LIBRA MELANGE DENIM  
COLOR BLACK

58% Cotton 39% Polyester 03% Elastane  
Weight: 145 gsm | Width: 145 cm



NAOMI PUNTO JERSEY  
COLOR GREY

82% Polyester 13% Lurex 05% Elastane  
Weight: 260 gsm | Width: 150 cm



BELLINI EMBRSILVER OIDERED LETHER  
COLOR BLACK SILVER

50% Rayon / 50% PU  
Weight: 260-270 gsm | Width: 137 cm



COCOON JERSEY  
COLOR GREY

95% Polyester 05% Elastane  
Weight: 250-260 gsm | Width: 150 cm



VASTO STRIPE SUITING  
COLOR GREY

70% Tencel 25% Rayon 5% Spandex  
Weight: 250-260 gsm | Width: 150 cm



# BLACK RAPSONDY



EMPEROR LACE

COLOR BLACK

95% Polyester / 05% Elastane

Weight: 120 gsm | Width: 150 cm

CASHMERE CROCHET LACE

COLOR BLACK

55% Nylon 40% Viscose 05% Elastane

Weight: 270 gsm | Width: 125 cm

AZIZ SEQUIN NET

COLOR SKIN BLACK

95% Polyester 05% Elastane


Weight: 130-140 gsm | Width: 125 cm

ALICE SEQUIN LACE

COLOR BLACK

92% Nylon 08% Elastane

Weight: 155 gsm | Width: 125 cm



HI MULTI CHIFFON

COLOR BLACK

100% Polyester


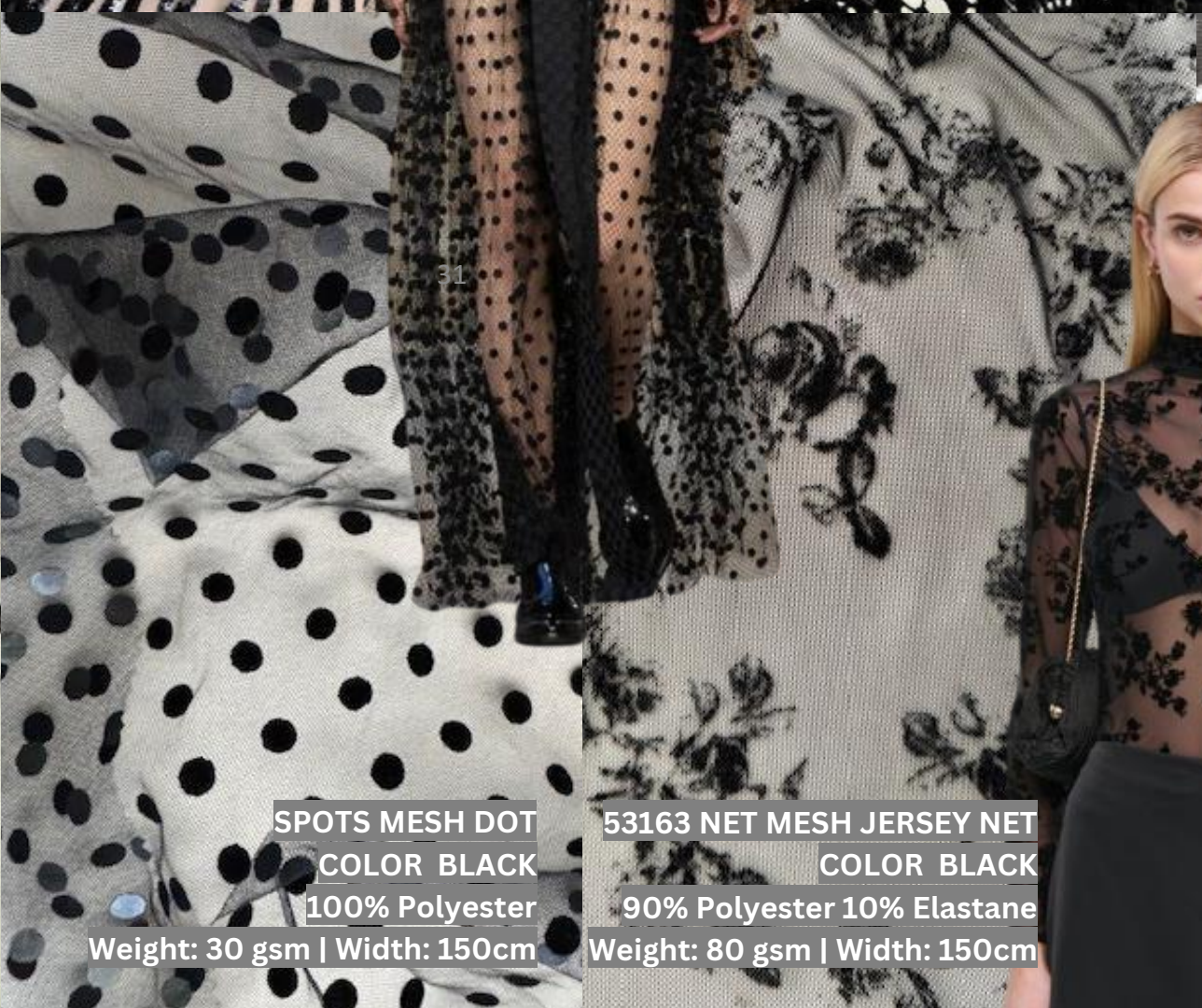
Weight: 95 gsm | Width: 150 cm

0583 LACE

COLOR BLACK

85% Nylon 15% Elastane

Weight: 80 gsm | Width: 120cm



LANA NET STONES

COLOR BLACK SILVER

92% Polyester 08% Elastane

Weight: 100 gsm | Width: 147 cm

FRINGES SEQUIN NET

COLOR BLACK

95% Polyester 05% Elastane

Weight: 190 gsm | Width: 125 cm

PEARLS NER MESH

COLOR BLACK

100% Polyester

Weight: 80 gsm | Width: 147cm

SPOTS MESH DOT

COLOR BLACK

100% Polyester

Weight: 30 gsm | Width: 150cm

53163 NET MESH JERSEY NET

COLOR BLACK

90% Polyester 10% Elastane

Weight: 80 gsm | Width: 150cm

BACCI TRICO JERSEY

COLOR BLACK

85% Polyester 05% Metallic 05% Rayon

05% Elastane

Weight: 230 gsm Lurex | Width: 150 cm

VASTO SUITING  
COLOR BLACK  
70% Polyester 25% Rayon 05% Elastane  
Weight: 250-260 gsm | Width: 145 cm

BLAZE SEQUIN NET  
COLOR GOLD MULTI  
95% Polyester 05% Elastane  
Weight: 380 gsm | Width: 125 cm

17488 PUNTO JERSEY DOT  
COLORBLACK  
68% Viscose 25% Nylon 04% Polyester 02% Elastane  
Weight: 330 gsm | Width: 150 cm

JEWEL SEQUIN NET  
COLOR BLACK  
Weight 390-400 gsm | Width:130 cm



VALEN SATIN STRETCH  
COLOR BLACK  
98% Polyester 02% Elastane  
Weight: 120 gsm | Width: 145 cm



NEMO LUREX JERSEY  
COLOR BLACK  
Polyester 05 % Metallic 13% Lurex 05% Elastane  
Weight: 230 gsm Lurex | Width: 150 cm


BELLINI EMBROIDERED LEATHER  
COLOR GOLD BLACK  
50% Rayon /50% PU  
Weight: 260-270 gsm | Width: 134 cm

RAIN STRASS VELVET  
COLOR BLACK  
95% Polyester 05% Elastane  
Weight:230-240 gsm | Width: 150 cm

BYRON SEQUIN VELVET JERSEY  
COLOR BLACK  
96% Polyester 04% Elastane  
Weight:230-240 gsm | Width: 150 cm


BROOKE STRASS NET  
COLOR BLACK  
90% Polyester / 10% Elastane  
Weight: 110 gsm | Width: 150 cm





**ANNA JERSEY**  
COLOR BROWN

65% Polyester 35% Viscose  
Weight: 250 gsm | Width: 127 cm



**SHAGGY FUR**  
COLOR BLACK

100% Polyester  
Weight: 330-350 gsm | Width: 150cm



**MARS QUILTED LUREX JERSEY**  
COLOR BLACK

94% Polyester 04% Elastane 02% Lurex  
Weight: 240 gsm | Width: 165 cm



**LEATHER VEGAN**  
COLOR BLCK

Front 100% PU  
Back 95% Polyester 05% Elastane  
Weight 80-90 gsm | Width: 150 cm



**SNAKE SATIN**  
COLOR BLACK

97% Polyester 02% Elastane  
Weight: 100 gsm | Width: 145cm



**AMELIA LACE**  
COLOR: BLACK  
100% NYLON

Weight 45 gsm | Width: 155 cm



**VELOUR SEQUIN JERSEY PLEAT**  
COLOR BLACK

100% Polyester  
Weight: 220gsm | Width 137 cm



**MONICA VELVET SEQUIN**  
COLOR BLACK

100% Polyester  
Weight: 250-260 gsm | Width: 130 cm



**GLORY RIB**  
COLOR BLACK

80% Polyester 15% 05% Elastane  
Weight: 230 gsm Lurex | Width: 150 cm



Γ.Φ.ΙΩΑΝΝΙΔΗΣ

Γ.Φ.ΙΩΑΝΝΙΔΗΣ ΑΕ  
ΛΕΩΦΟΡΟΣ ΤΑΤΟΪΟΥ 78,  
136 77 ΑΧΑΡΝΕΣ - ΕΛΛΑΔΑ.

G.F.IOANNIDES S.A  
78 ΤΑΤΟΙΟΥ AVENUE,  
136 77 ACHARNES - GREECE.

TEL + 30 210 2236260  
FAX + 30 210 2017955  
EMAIL [sales@gfi.gr](mailto:sales@gfi.gr)

[www.idrisgfi.com](http://www.idrisgfi.com)

Γ.Φ.ΙΩΑΝΝΙΔΗΣ ΛΤΔ  
ΛΕΩΦΟΡΟΣ ΑΚΡΟΠΟΛΕΩΣ 25 ,  
7101 ΑΡΑΔΙΠΠΟΥ - ΚΥΠΡΟΣ.

G.F.IOANNIDES LTD  
25 ACROPOLEOS AVENUE,  
7101 ARADIPPOU - CYPRUS.

TEL + 357 24 823150  
FAX + 357 24 532255  
EMAIL [sales@gfi.com.cy](mailto:sales@gfi.com.cy)