



TEXTILES
IDRIS

Spring / Summer
2024






Season Trend Book

NOV 2024


by
IDRIS

Bleached Whites






IDRIS



LILLY LACE GLITTER
COLOR ECRU
92% Nylon 08% Elastane
Weight: 133 gsm | Width:150 cm



SEXY LACE CROCHET PNEI
COLOR OFF WHITE
100% Nylon
Weight: 111 gsm | Width:150 cm



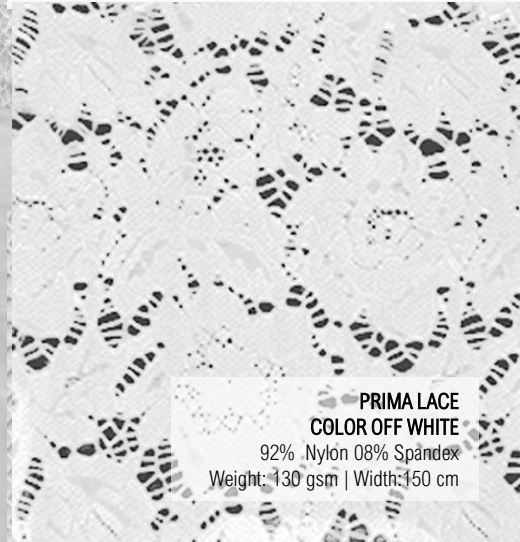
DREAM LACE STRETCH
COLOR OFF WHITE
90% Nylon 10% Elastane
Weight: 56 gsm | Width:150 cm



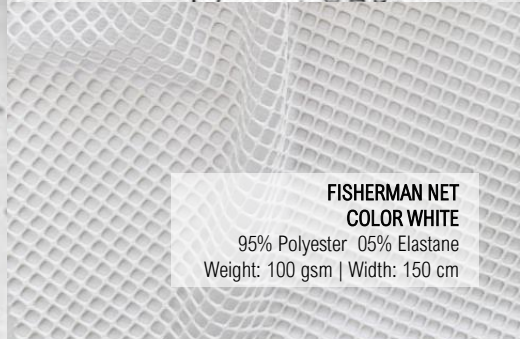
ARUS LACE
COLOR OFF WHITE
100% Polyester
Weight: 120 gsm | Width:150 cm



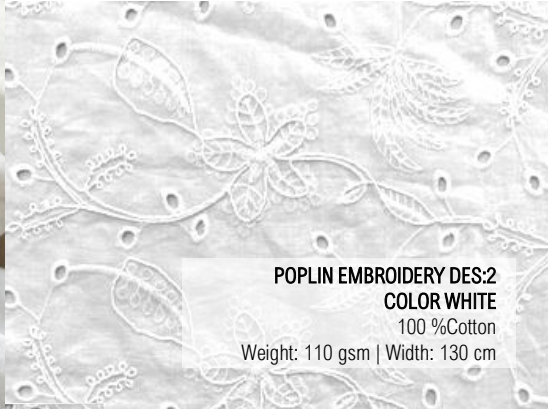
POPLIN LAURA STONES
COLOR WHITE
95 % Polyester 05% Elastane
Weight: 120 gsm | Width: 145 cm



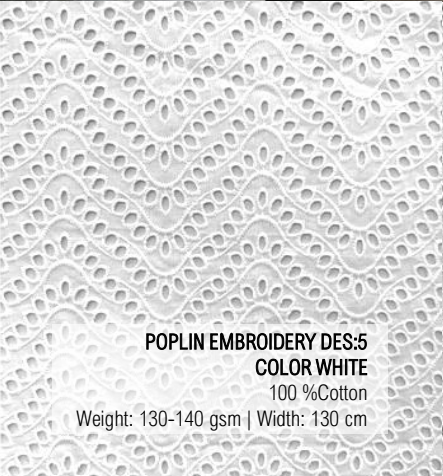
PRIMA LACE
COLOR OFF WHITE
92% Nylon 08% Spandex
Weight: 130 gsm | Width:150 cm



FISHERMAN NET
COLOR WHITE
95% Polyester 05% Elastane
Weight: 100 gsm | Width: 150 cm



POPLIN EMBROIDERY DES:2
COLOR WHITE
100 %Cotton
Weight: 110 gsm | Width: 130 cm



POPLIN EMBROIDERY DES:5
COLOR WHITE
100 %Cotton
Weight: 130-140 gsm | Width: 130 cm




POPLIN SING
COLOR WHITE
100 %Cotton
Weight: 120 gsm | Width: 128 cm



POPLIN CINTIA
COLOR WHITE
100 %Cotton
Weight: 110 gsm | Width: 130 cm




CRUNCH POPLIN CRINKLE
COLOR WHITE
100% Cotton
Weight: 125-135 gsm | Width:130 cm




GAZE POPLIN SLUB
COLOR WHITE
100% Cotton
Weight: 110 gsm | Width: 140 cm



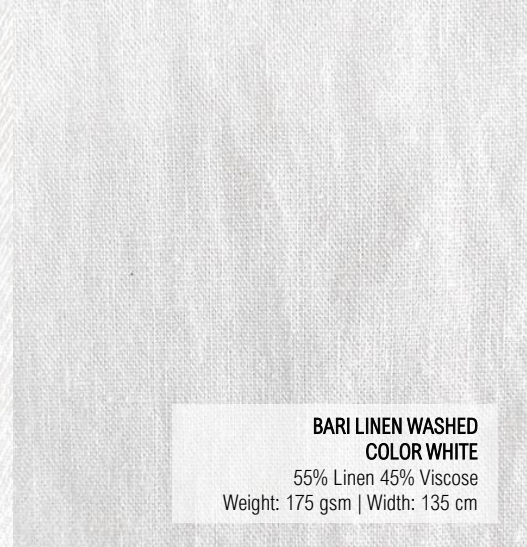
SETINA CHIFFON CRINKLED
COLOR WHITE
100% Polyester
Weight: 70 gsm | Width:145 cm



NIGERIA POPLIN EMBROIDERY
COLOR WHITE
100 %Cotton
Weight: 110-0120 gsm | Width: 130 cm





ARMADA SUIT
COLOR OFF WHITE
100% Polyester
Weight: 170-180 gsm | Width: 150 cm



BARI LINEN WASHED
COLOR WHITE
55% Linen 45% Viscose
Weight: 175 gsm | Width: 135 cm

Custard Cream



IDRIS



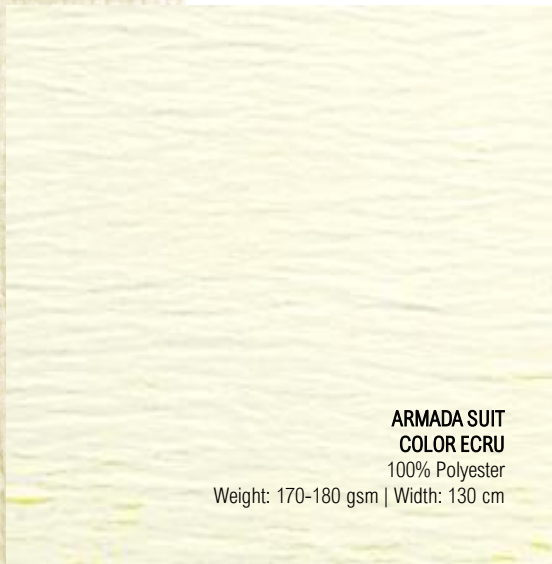
IDRIS




ETHIOPIA POPLIN EMBROIDERED
COLOR BEIGE
 100% Polyester
 Weight: 180 gsm | Width:140 cm




CRUNCH POPLIN CRINKLE
COLOR OFF WHITE
 100% Cotton
 Weight: 125-135 gsm | Width:130 cm




ARMADA SUIT
COLOR ECRU
 100% Polyester
 Weight: 170-180 gsm | Width: 130 cm



EVITA POPLIN DES: 23159
COLOR MU-OW
 97% Cotton 03% Elastane
 Weight: 120 gsm | Width:143 cm



CRUNCH POPLIN CRINKLE
COLOR YELLOW
 100% Cotton
 Weight: 125-135 gsm | Width:130 cm



SNAKE SATIN JAQUARD
COLOR ECRU
 98% Polyester 02% Elastane
 Weight: 100 gsm | Width:145 cm



BARI LINEN
COLOR BEIGE
 55% Linen 45% Viscose
 Weight: 175 gsm | Width:135 cm



CELINA LINEN STRIPE
COLOR ECRU
 80% Rayon 20% Linen
 Weight: 200-210 gsm | Width:140 cm



DOMENICA POPLIN EMBROIDERED
COLOR WHITE
 85% Polyester 15% Cotton
 Weight: 110 gsm | Width:142 cm



DHALIA GIORGETTESATIN CREP
COLOR SAND
 100% Polyester
 Weight: 145-147 gsm | Width:145 cm



SORONA LINEN DESIGN :5
COLOR ECRU
 85% Rayon 15% Nylon
 Weight: 130 gsm | Width:145 cm




SORONTO LINEN MELANGE
COLOR SAND
 100% Polyester
 Weight: 60-170 gsm | Width:150 cm



POPLIN EVITA STRETCH
COLOR LIGHT YELLOW
 97 % Cotton 03% Elastane
 Weight: 145-150 gsm | Width: 145 cm



CHIFFON CALAS LUREX STRIPE
COLOR ECRU
 100% Polyester
 Weight: 90 gsm | Width:145 cm



SUDAN CREP EMBROIDERY
COLOR OFF WHITE
 100% Polyester
 Weight: 139 gsm | Width: 160 cm




PEARL SILK SESIGN
COLOR ECRU
 86 % Payon 14% Nylon
 Weight: 105 gsm | Width: 1422 cm




BARBARA NET
COLOR BEIGE
 95 % Polyester 05% Elastane
 Weight: 160-170 gsm | Width: 150 cm

Desert Dream





IDRIS



EVITA POPLIN DES: 23171
COLOR BEIGE
97% Cotton 03% Elastane
Weight: 120 gsm | Width:143 cm



NATURAL POPLIN SUB YARN
COLOR BEIGE
100% Polyester
Weight: 160-165 gsm | Width: 145 cm



CRUNCH POPLIN CRINKLE
COLOR BEIGE
100% Cotton
Weight: 125-135 gsm | Width:130 cm



MISSÓ POPLIN EMBROIDERED DESIGN
COLOR BEIGE
100% Cotton
Weight: 120-130 gsm | Width:130 cm




ANGELA SEQUIN NET
COLOR CHAMPAGNE
97% Polyester 03% Elastane
Weight: 270 gsm | Width: 125 cm



SMART LINENSTRIPE
COLOR BEIGE WHITE
100% Polyester
Weight: 160-170 gsm | Width:145 cm



PEARL SILKDES:314
COLOR ANIMAL
86% Rayon 04% Nylon
Weight: 105 gsm | Width: 142 cm



ZAMBIA NET
COLOR BEIGE
100% Polyester
Weight: 190 gsm | Width: 135 cm



MELISSA SUIT STRETCH
COLOR BEIGE
100% Polyester
Weight: 175-190 gsm | Width: 145 cm



BELUCCI SUIT TWILL
COLOR BEIGE
93% Rayon 07% Polyester
Weight: 180-190 gsm | Width:145 cm



YOUNG LINEN
COLOR NATURAL
 70% Rayon 30% Linen
 Weight: 220 gsm | Width:140 cm



JORDAN POPLIN CREPON CRINKLE
COLOR BEIGE
 100% Viscose
 Weight: 135 gsm | Width:135 cm



SOFTY NET DESIGN 5
COLOR NAVY
 90% Polyester 10% Elastane
 Weight:80gsm | Width:143 cm



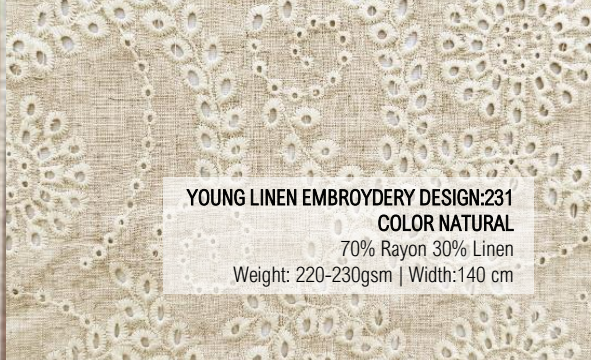
SAHARA LINEN
COLOR OFF WHITE-BEIGE
 70% Cotton 30% Linen
 Weight: 130 gsm | Width:150 cm




SMART LINENSTRIPE
COLOR BEIGE WHITE
 100% Polyester
 Weight: 160-170 gsm | Width: 145 cm



JAQUARD SATIN DES:9
COLOR OW/BK
 98% Polyester 02% Elastane
 Weight: 100 gsm | Width:145 cm



YOUNG LINEN EMBROIDERY DESIGN:231
COLOR NATURAL
 70% Rayon 30% Linen
 Weight: 220-230gsm | Width:140 cm




DHALIA CREP SATIN
COLOR SATIN
 100% Polyester
 Weight 190-200 gsm | Width:145 cm

Golden Era



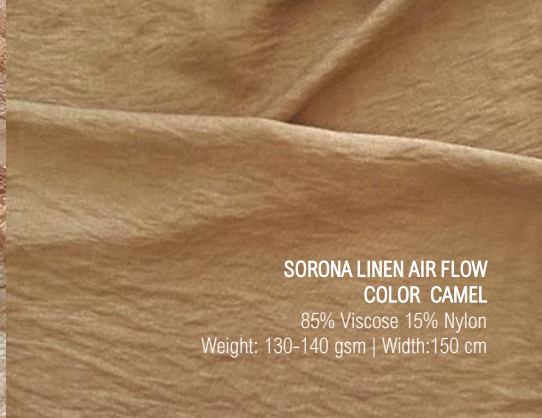
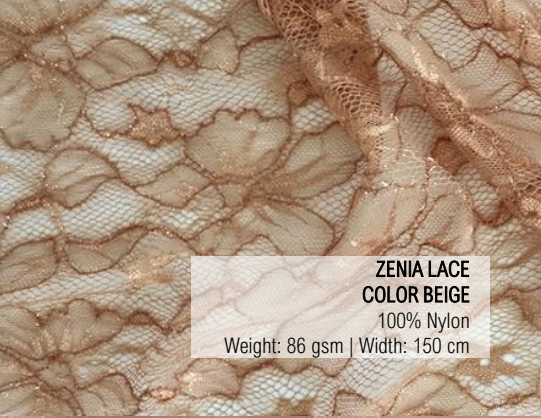


RI



DOTS NET MESH
COLOR SKIN
 90% Nylon 10% Elastane
 Weight: 40-50 gsm | Width:147cm


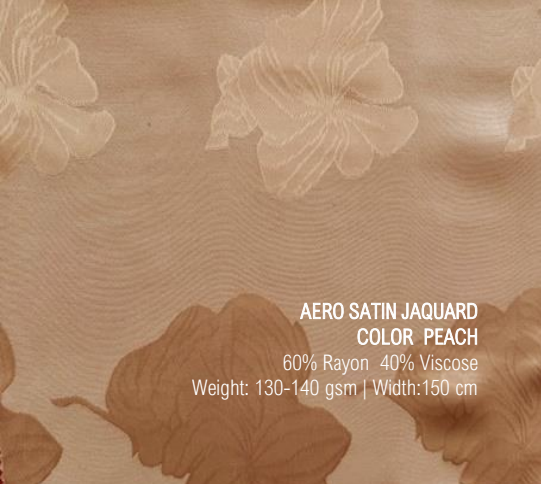
ARUS LACE
COLOR GOLD
 100% Polyester
 Weight: 120 gsm | Width:150 cm



ZENIA LACE
COLOR BEIGE
 100% Nylon
 Weight: 86 gsm | Width: 150 cm

SORONA LINEN AIR FLOW
COLOR CAMEL
 85% Viscose 15% Nylon
 Weight: 130-140 gsm | Width:150 cm

CRYSTAL JERSEY SATRETCH
COLOR POWDER
 92% Polyester 08% Elastane
 Weight: 200 gsm | Width:150cm




AERO SATIN JAQUARD
COLOR PEACH
 60% Rayon 40% Viscose
 Weight: 130-140 gsm | Width:150 cm

MOZART LACE
COLOR BEIGE
 92% Nylon
 Weight: 105 gsm | Width:150 cm

VOQUE GEORGETTE STRETCH
COLOR SKIN
 96% Polyester 04% Elastane
 Weight: 130-154 gsm | Width:150 cm


ARMANI SATIN DES:12
COLOR BEIGE
 97% Polyester 03% Elastane
 Weight: 92 gsm | Width:147 cm



SNAKE SATIN JAQUARD
COLOR CAMEL
 98% Polyester 02% Elastane
 Weight: 100 gsm | Width: 145 cm



JAQUARD SATIN DES:4
COLOR BROWN
 98% Polyester 02% Elastane
 Weight: 100 gsm | Width: 145 cm



NET MESH JERSEY STRETCH
COLOR SKIN
 90% Nylon 10% Elastane
 Weight: 85 gsm | Width: 150 cm



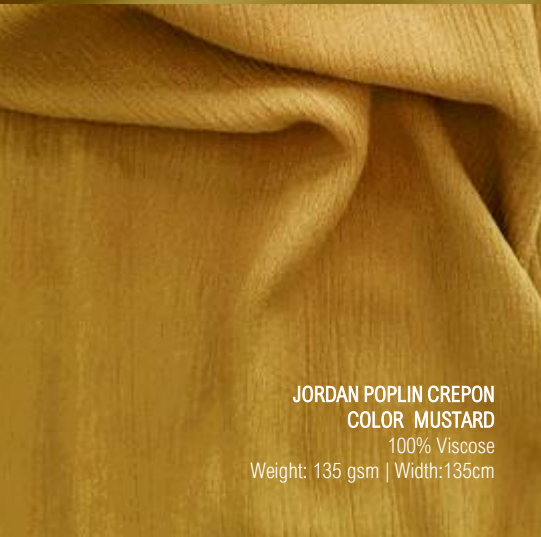
SUNRISE SATIN
COLOR GOLD
 96% Polyester 04% Elastane
 Weight 160-170 gsm | Width: 145 cm



LANA NET STONES
COLOR BEIGE
 92% Polyester 08% Elastane
 Weight: 100 gsm | Width: 147 cm



PEARL SILK DES:307
COLOR ANIMAL
 86% Rayon 04% Nylon
 Weight: 105 gsm | Width: 143 cm



JORDAN POPLIN CREPON
COLOR MUSTARD
 100% Viscose
 Weight: 135 gsm | Width: 135cm



NOVAL NET SEQUIN
COLOR GOLD
 95% Polyester 05% Elastane
 Weight 330 gsm | Width: 130 cm




NATURAL POPLIN SUB YARN
COLOR BEIGE
 100% Polyester
 Weight: 160-165 gsm | Width: 145 cm

Peach Melody

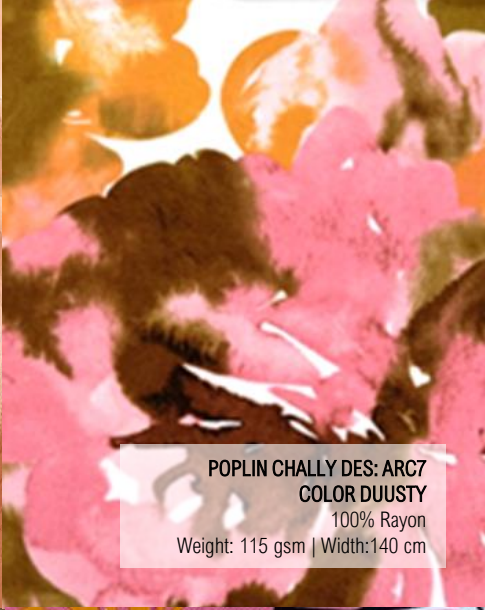




IDRIS



CHIFFON CALAS LUREX STRIPE
COLOR CORAL
100% Polyester
Weight: 90 gsm | Width:145 cm



POPLIN CHALLY DES: ARC7
COLOR DUUSTY
100% Rayon
Weight: 115 gsm | Width:140 cm



ARMANI SATIN DES:12
COLOR CORAL
97% Polyester 03% Elastane
Weight: 92 gsm | Width:147 cm



NECTAR NET
COLOR MU WH
65% Polyester 35% Cotton
Weight: 190-200 gsm | Width: 150 cm



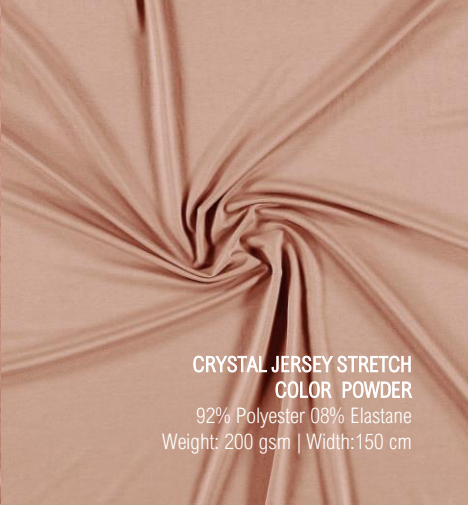
SOLAR POPLIN SLUB YARN DES:001
COLOR 2 DUSTY
100% RAYON
Weight: 115 gsm | Width:140 cm



CEY CREP DES:BROOKE
COLOR BEIGE
100% Polyester
Weight: 145 gsm | Width:145 cm



SUDAN CREP EMBROIDERY
COLOR ORANGE
100% Polyester
Weight: 139 gsm | Width: 160 cm



CRYSTAL JERSEY STRETCH
COLOR POWDER
92% Polyester 08% Elastane
Weight: 200 gsm | Width:150 cm



CYCLING JERSEY SHINY
COLOR BLUSH
83% Nylon 17% Elastane
Weight 225 gsm | Width:150 cm



SOFTY NET DESIGN 3
COLOR MULTY
90% Polyester 10% Elastane
Weight:80gsm | Width:143 cm



KAYLA COTTON VOILE
COLOR BEIGE
100% Cotton
Weight: 50-56 gsm | Width:140-142 cm



SETINA CHIFFON CRINCLD
COLOR PEACH
100% Polyester
Weight: 70 gsm | Width:145 cm



CRYSTAL JERSEY STRETCH
COLOR PEACH
92% Polyester 08% Elastane
Weight 200 gsm | Width:150 cm



SUNRISE SATIN
COLOR SKIN
96% Polyester 04% Elastane
Weight 160-170 gsm | Width:145 cm



CASABLANCA POPLIN DES: 23042 P
COLOR CO-OW
55% Cotton 45% Polyester
Weight: 108 gsm | Width:140 cm




SETINA CHIFFON CRINCLD
COLOR DUSTY
100% Polyester
Weight: 70 gsm | Width:145 cm




CRYSTAL JERSEY STRETCH
COLOR PEACH
92% Polyester 08% Elastane
Weight: 200 gsm | Width:150 cm

Pink Universe

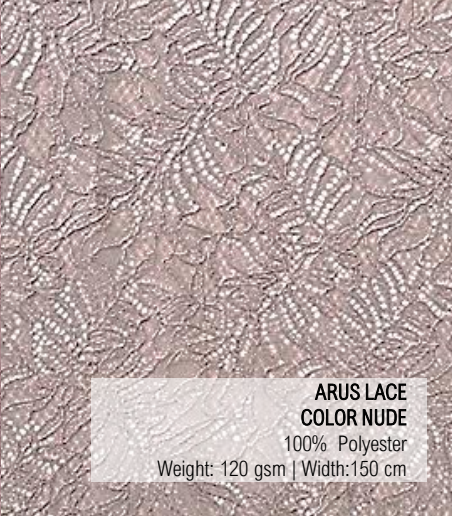




IDRIS



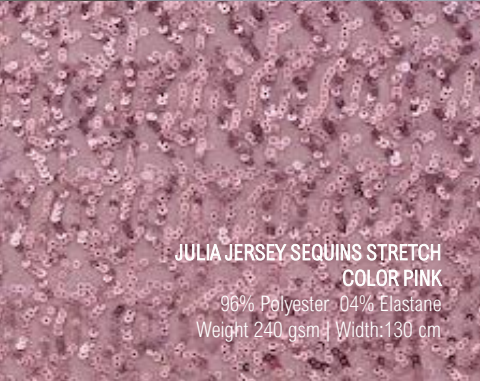
ARUS LACE
COLOR DUSTY
100% Polyester
Weight: 120 gsm | Width:150 cm



ARUS LACE
COLOR NUDE
100% Polyester
Weight: 120 gsm | Width:150 cm



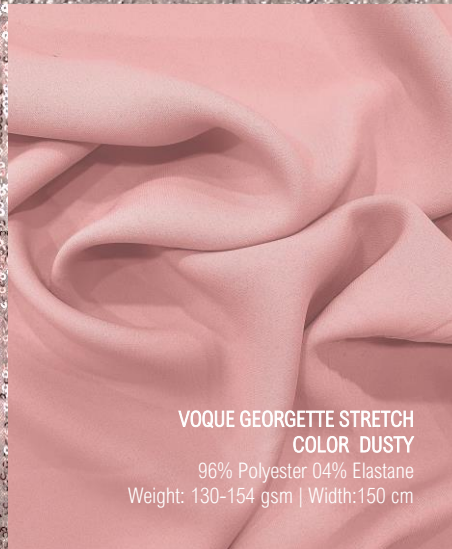
DHALIA CREP SATIN
COLOR DUSTY
100% Polyester
Weight 190-200 gsm | Width:145 cm



JULIA JERSEY SEQUINS STRETCH
COLOR PINK
96% Polyester .04% Elastane
Weight 240 gsm | Width:130 cm



FRIDA NET FULL SEQUINS
COLOR PINK
95% Polyester .05% Elastane
Weight 130-135 gsm | Width:127 cm



VOQUE GEORGETTE STRETCH
COLOR DUSTY
96% Polyester 04% Elastane
Weight: 130-154 gsm | Width:150 cm



CHIFFON DES:0117
COLOR WH/BL
100% Polyester
Weight 70 gsm | Width:145 cm



BEAUTY CREP STRETCH
COLOR DUSTY
100% Polyester
Weight: 130-140 gsm | Width:145 cm



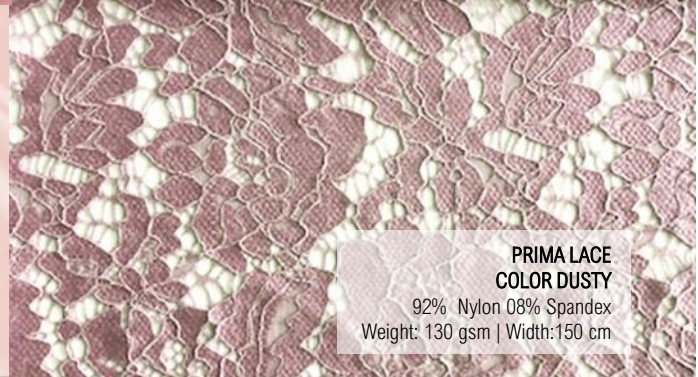
NATURAL POPLIN SUB YARN
COLOR LIGHT PINK
100% Polyester
Weight: 160-165 gsm | Width: 145 cm



JORDAN POPLIN CREPON
COLOR PINK
100% Viscose
Weight: 135 gsm | Width:135cm



CYCLING JERSEY SHINY
COLOR PINK
83% Nylon 17% Elastane
Weight 225 gsm | Width:150 cm




PRIMA LACE
COLOR DUSTY
92% Nylon 08% Spandex
Weight: 130 gsm | Width:150 cm




POPLIN EVITA STRETCH
COLOR ROSE
 97 % Cotton 03% Elastane
 Weight: 145-150 gsm | Width: 145 cm



SORONA LINEN AIR FLOW
COLOR PINK
 85% Viscose 15% Nylon
 Weight: 130-140 gsm | Width:150 cm



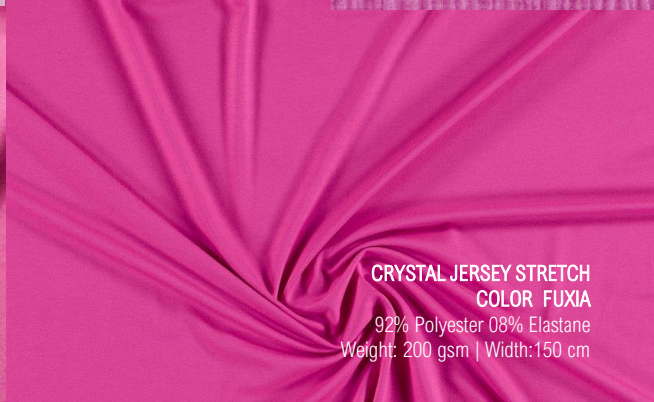
CRUNCH POPLIN CRINKLE
COLOR FUXIA
 100% Cotton
 Weight: 125-135 gsm | Width:130 cm



FRIDA NET FULL SEQUINS
COLOR FUXIA
 98% Polyester 05% Elastane
 Weight: 130-135 gsm | Width: 127 cm



VOQUE SUIT STRETCH
COLOR ROSE
 96% Polyester 04% Elastane
 Weight 130-154 gsm | Width:150 cm



CRYSTAL JERSEY STRETCH
COLOR FUXIA
 92% Polyester 08% Elastane
 Weight: 200 gsm | Width:150 cm



VOQUE GEORGETTE STRETCH
COLOR ROSE
 96% Polyester 04% Elastane
 Weight: 130-154 gsm | Width:150 cm



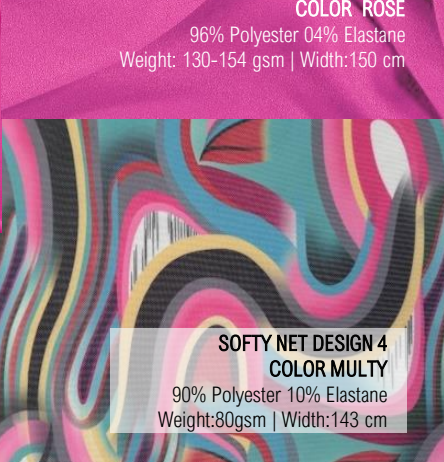
ELIZABETH TAFFETA
COLOR PINK
 60% Polyester 35% Nylon 05% Elastane
 Weight 160 gsm | Width:145 cm



DELORE SUIT STRETCH
COLOR FUXIA
 95% Polyester 05% Elastane
 Weight 210-220 gsm | Width:145 cm



DELORE SUIT STRETCH
COLOR PINK
 95% Polyester 05% Elastane
 Weight 210-220 gsm | Width:145 cm



SOFTY NET DESIGN 4
COLOR MULTY
 90% Polyester 10% Elastane
 Weight:80gsm | Width:143 cm

Turquoise Sunset





IDRIS



**ELIZABETH TAFFETA
COLOR TURQOISE**

60% Polyester 35% Nylon 05% Elastane
Weight 160 gsm | Width:145 cm




**LORENZO SUI STRETCH
COLOR PETROL**

100% Viscose
Weight: 200 gsm | Width:145 cm



**BEAUTY CREP
COLOR TEAL**

100% Polyester
Weight 130-140 gsm | Width:145 cm



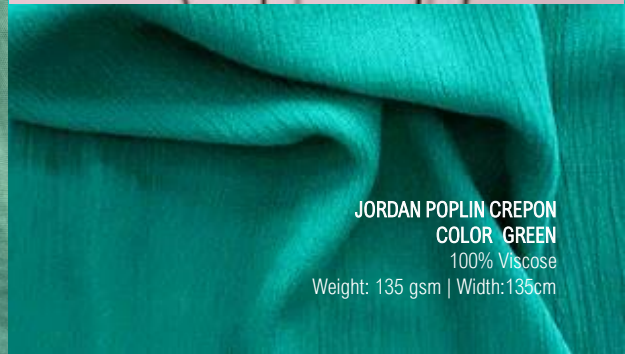
**ROXANA JERSEY DES:23180
COLOR CHOCO**

95% Rayon Elastane 05%
Weight 210 gsm | Width:150 cm



**MELISSA SUIT STRETCH
COLOR SAGE**

100% Polyester
Weight: 175-190 gsm | Width: 145 cm



**JORDAN POPLIN CREPON
COLOR GREEN**

100% Viscose
Weight: 135 gsm | Width:135cm



**BEAUTY CREP STRETCH
COLOR MINT**

100% Polyester
Weight: 130-140 gsm | Width:145 cm



**SETINA CHIFFON CRINKLED
COLOR PEARL**

100% Polyester
Weight: 70 gsm | Width:145 cm



**NET MESH JERSEY STRETCH
COLOR JADE**

90% Nylon 10% Elastane
Weight: 85 gsm | Width:150 cm



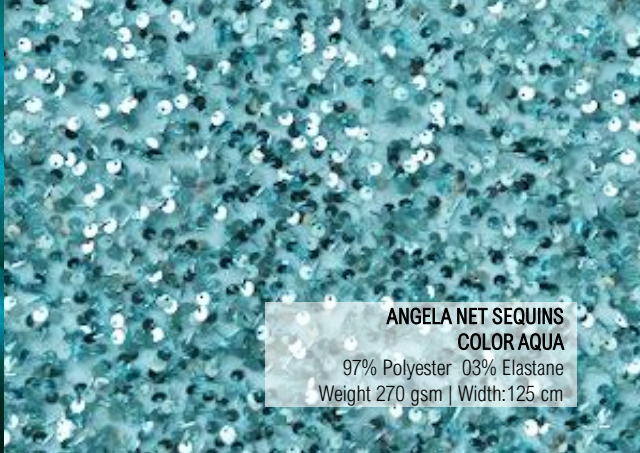
**MISSO POPLIN EMBROIDERED DESIGN
COLOR TEAL**

100% Cotton
Weight: 120-130-gsm | Width:130 cm



**SUNRISE SATIN
COLOR TURQOISE**

96% Polyester 04% Elastane
Weight 160-170 gsm | Width:145 cm



**ANGELA NET SEQUINS
COLOR AQUA**

97% Polyester 03% Elastane
Weight 270 gsm | Width:125 cm




**ELIZABETH TAFFETA
COLOR SKY**

60% Polyester 35% Nylon 05% Elastane
Weight 160 gsm | Width:145 cm




**SEXY LACE CROCHET PNEL
COLOR JADE**

100% Nylon
Weight: 111 gsm | Width:150 cm



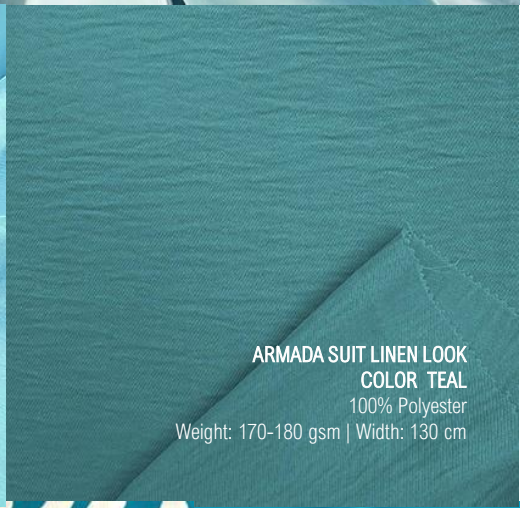
**CRYSTAL JERSEY STRETCH
COLOR AQUA**

92% Polyester 08% Elastane
Weight: 200 gsm | Width:150 cm



**ELIZABETH TAFFETA
COLOR SKY**

60% Polyester 35% Nylon 05% Elastane
Weight 160 gsm | Width:145 cm



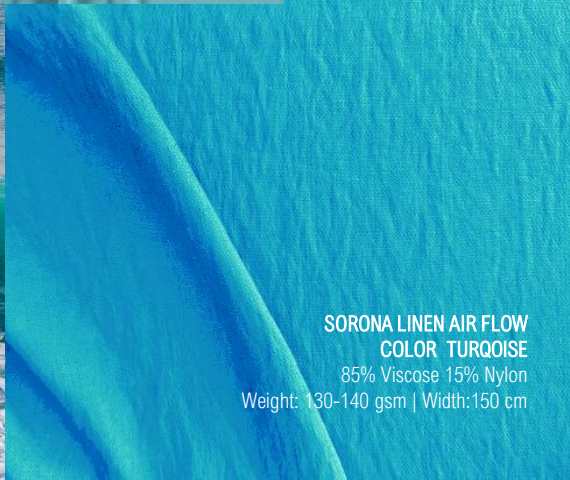
**ARMADA SUIT LINEN LOOK
COLOR TEAL**

100% Polyester
Weight: 170-180 gsm | Width: 130 cm



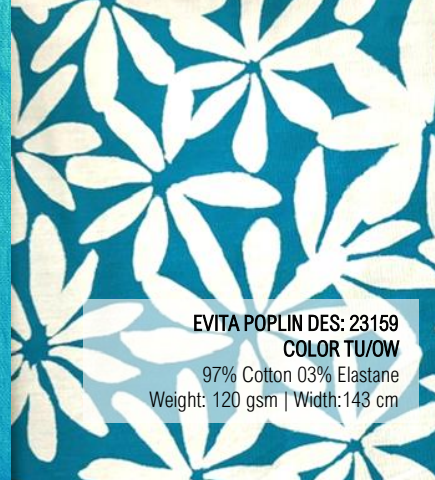
**SORONA LINEN AIR FLOW
COLOR TURQOISE**

85% Viscose 15% Nylon
Weight: 130-140 gsm | Width:150 cm



**SORONA LINEN AIR FLOW
COLOR TURQOISE**

85% Viscose 15% Nylon
Weight: 130-140 gsm | Width:150 cm



**EVITA POPLIN DES: 23159
COLOR TU/OW**

97% Cotton 03% Elastane
Weight: 120 gsm | Width:143 cm



**CRYSTAL JERSEY STRETCH
COLOR TURQOISE**

92% Polyester 08% Elastane
Weight: 200 gsm | Width:150 cm

Blue Miracle





IDRIS



DORIS JERSEY DES:2-3605
COLOR TU/WH
100% Polyester
Weight: 140 gsm | Width:150 cm



POPLIN EVITA STRETCH
COLOR RAF
97 % Cotton 03% Elastane
Weight: 145-150 gsm | Width: 145 cm



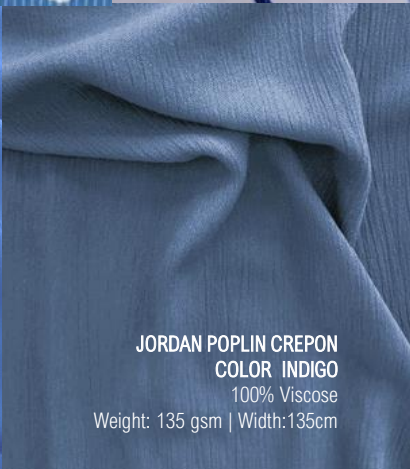
LORENZO SUI STRETCH
COLOR DENIM
100% Viscose
Weight: 200 gsm | Width:145 cm



PEARL SILK DESIGN
COLOR BLUE
86 % Payon 14% Nylon
Weight: 105 gsm | Width: 1422 cm



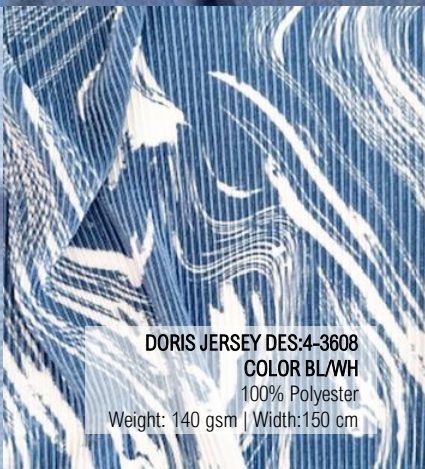
BEAUTY CREP STRETCH
COLOR DENIM
100% Polyester
Weight: 130-140 gsm | Width:145 cm



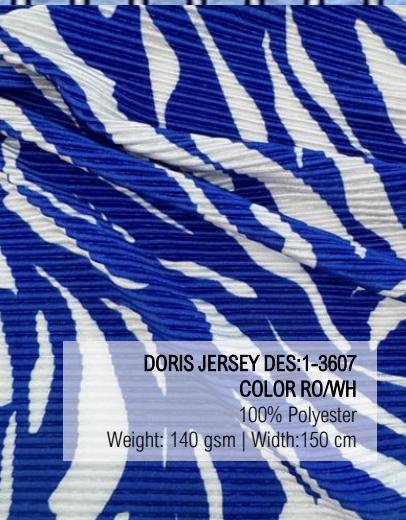
JORDAN POPLIN CREPON
COLOR INDIGO
100% Viscose
Weight: 135 gsm | Width:135cm



NATURAL POPLIN SUB YARN
COLOR SKY
100% Polyester
Weight: 160-165 gsm | Width: 145 cm



DORIS JERSEY DES:4-3608
COLOR BL/WH
100% Polyester
Weight: 140 gsm | Width:150 cm



DORIS JERSEY DES:1-3607
COLOR RO/WH
100% Polyester
Weight: 140 gsm | Width:150 cm



MISSE POPLIN EMBROIDERED DESIGN
COLOR BLUE
100% Cotton
Weight: 120-130 gsm | Width:130 cm



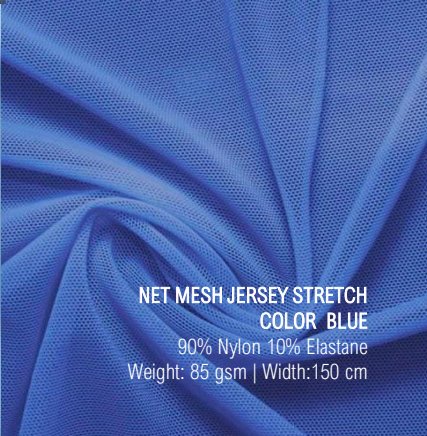
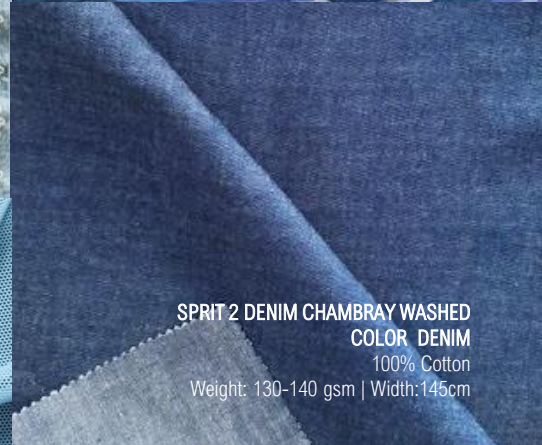

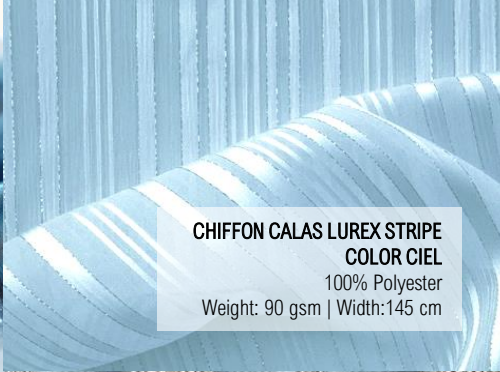
SORONTO LINEN MELANGE
COLOR BLUE
100% Polyester
Weight: 160-170 gsm | Width:150 cm



CRUNCH POPLIN CRINKLE
COLOR SKY
100% Cotton
Weight: 125-135 gsm | Width:130 cm



ARUS LACE
COLOR SILVER
100% Polyester
Weight: 120 gsm | Width:150 cm



CHIFFON CALAS LUREX STRIPE
COLOR CIEL
100% Polyester
Weight: 90 gsm | Width:145 cm

ARMANI SATIN DES:12
COLOR BLUE
97% Polyester 03% Elastane
Weight: 92 gsm | Width:147 cm

SPRIT 2 STONES DENIM MELANGE CHAMBRAY WASHED
COLOR DENIM
100 %Cotton
Weight: 150-160 gsm | Width: 145 cm

DOMENICA POPLIN EMBROIDERED
COLOR WHITE
85% Polyester 15% Cotton
Weight: 110 gsm | Width:142 cm

SPRIT 2 STONES DENIM MELANGE CHAMBRAY WASHED
COLOR BLUE
100 %Cotton
Weight: 150-160 gsm | Width: 145 cm

NET MESH JERSEY STRETCH
COLOR SKY
90% Nylon 10% Elastane
Weight: 85 gsm | Width:150 cm

SPRIT 2 DENIM CHAMBRAY WASHED
COLOR DENIM
100% Cotton
Weight: 130-140 gsm | Width:145cm

JORDAN POPLIN CREPON
COLOR ROYAL
100% Viscose
Weight: 135 gsm | Width:135cm


SETINA CHIFFON CRINCLE
COLOR CIER
100% Polyester
Weight: 70 gsm | Width:145 cm

CRYSTAL JERSEY STRETCH
COLOR BLUE
92% Polyester 08% Elastane
Weight 200 gsm | Width:150 cm

DHALIA CREP SATIN
COLOR CIEL
100% Polyester
Weight 190-200 gsm | Width:145 cm

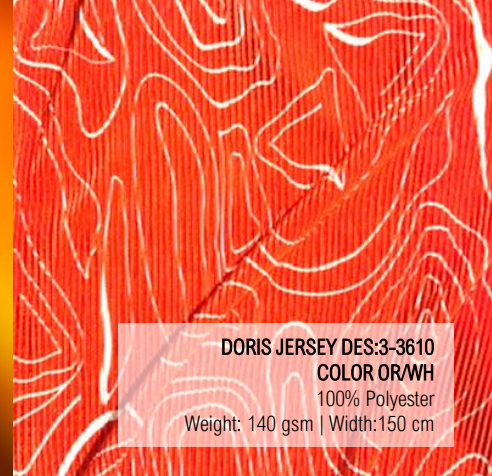
NET MESH JERSEY STRETCH
COLOR BLUE
90% Nylon 10% Elastane
Weight: 85 gsm | Width:150 cm

Exotic Orange






IDRIS



DORIS JERSEY DES:3-3610
COLOR OR/WH
100% Polyester
Weight: 140 gsm | Width:150 cm

CRYSTAL JERSEY STRETCH
COLOR TANGO
92% Polyester 08% Elastane
Weight: 200 gsm | Width:150 cm



SUPER PEACH JERSEY STRETCH
COLOR MUSTARD
92% Polyester 08% Elastane
Weight 230 gsm | Width:150 cm

NATURAL POPLIN SUB YARN
COLOR ORANGE
100% Polyester
Weight: 160-165 gsm | Width: 145 cm

SUPER PEACH JERSEY STRETCH
COLOR CARROT
92% Polyester 08% Elastane
Weight 230 gsm | Width:150 cm

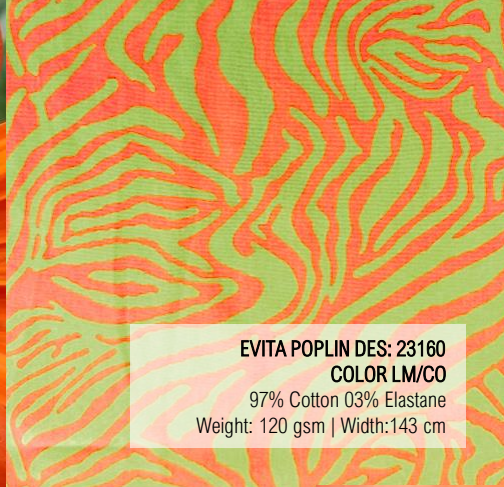
MELISSA SUIT STRETCH
COLOR CARAMEL
100% Polyester
Weight: 175-190 gsm | Width: 145 cm



ALADIN-CHIFFON JAQUARD
COLOR ORANGE
100% Polyester
Weight: 85 gsm | Width:145 cm

BEAUTY CREP STRETCH
COLOR ORANGE
100% Polyester
Weight: 130-140 gsm | Width:145 cm

MELISSA SUIT STRETCH
COLOR BRICK
100% Polyester
Weight: 175-190 gsm | Width: 145 cm



EVITA POPLIN DES: 23160
COLOR LM/CO
 97% Cotton 03% Elastane
 Weight: 120 gsm | Width:143 cm

SORONA LINEN AIR FLOW
COLOR ORANGE
 85% Viscose 15% Nylon
 Weight: 130-140 gsm | Width:150 cm

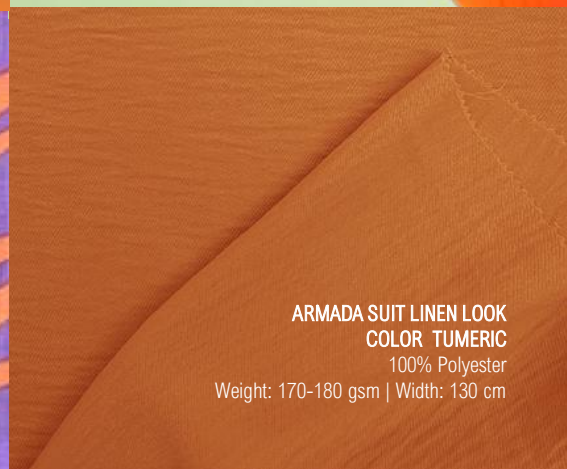
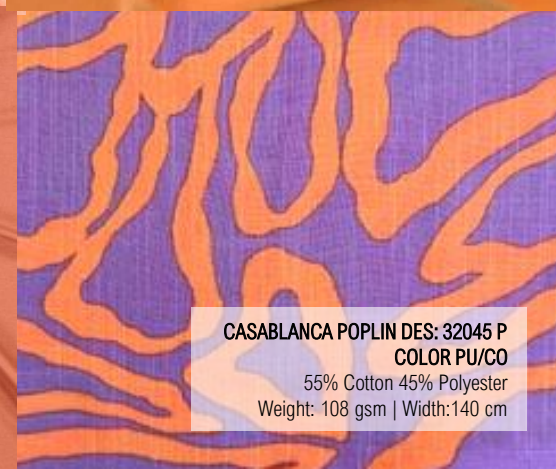
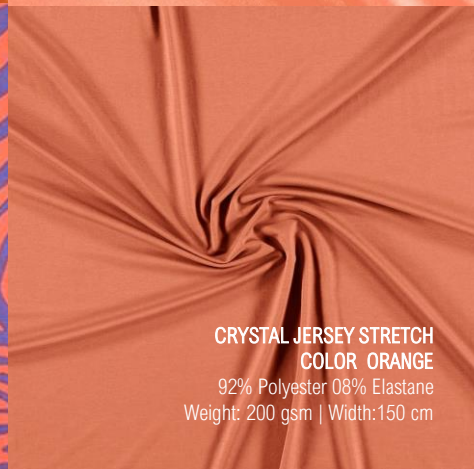
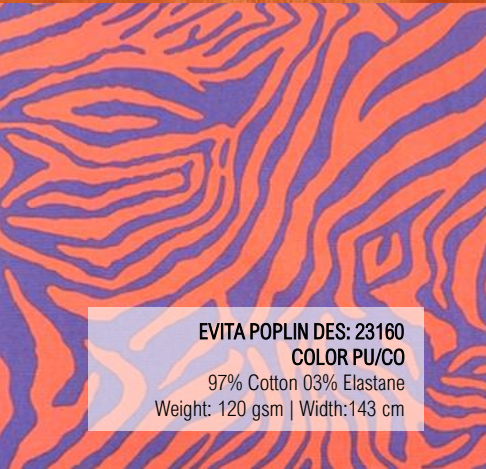
SHIMMER SATIN AIRFLOW SILKY
COLOR TUMERIC
 100% Polyester
 Weight: 85 gsm | Width:145 cm



JORDAN POPLIN CREPON
COLOR TERRA
 100% Viscose
 Weight: 135 gsm | Width:135cm

CYCLING JERSEY SHINY
COLOR PEACH
 83% Nylon 17% Elastane
 Weight 225 gsm | Width:150 cm

CRYSTAL JERSEY STRETCH
COLOR TANGO
 92% Polyester 08% Elastane
 Weight 200 gsm | Width:150 cm



EVITA POPLIN DES: 23160
COLOR PU/CO
 97% Cotton 03% Elastane
 Weight: 120 gsm | Width:143 cm

CRYSTAL JERSEY STRETCH
COLOR ORANGE
 92% Polyester 08% Elastane
 Weight: 200 gsm | Width:150 cm

CASABLANCA POPLIN DES: 32045 P
COLOR PU/CO
 55% Cotton 45% Polyester
 Weight: 108 gsm | Width:140 cm

ARMADA SUIT LINEN LOOK
COLOR TUMERIC
 100% Polyester
 Weight: 170-180 gsm | Width: 130 cm

Red Power





IDRIS



PEARL SILK AIR FLOW
COLOR FIRE
 95% Polyester 05% Elastane
 Weight 80-85 gsm | Width:145 cm



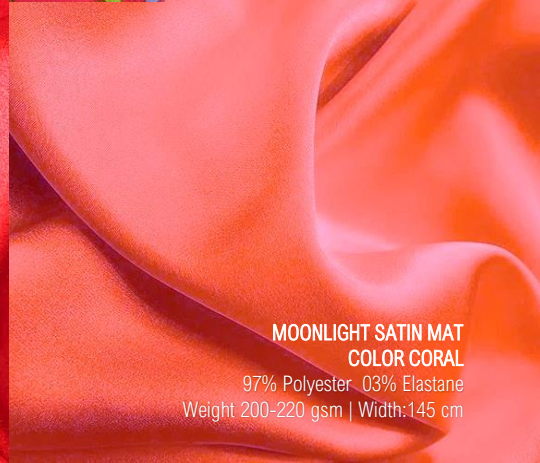
ATLAS SATIN BUBBLE DES: 23078 P
COLOR CORAL
 100% Polyester
 Weight: 105 gsm | Width:148 cm



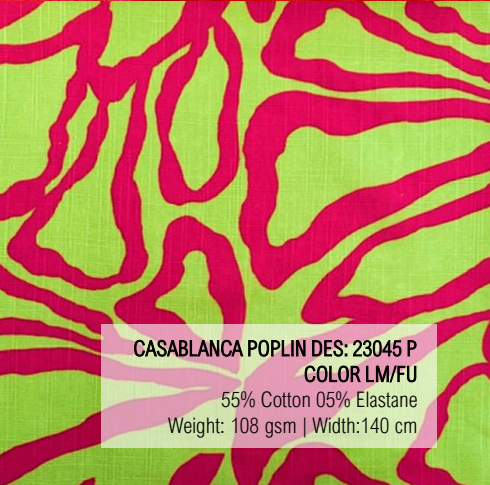
MELISSA SUIT STRETCH
COLOR RED
 100% Polyester
 Weight: 175-190 gsm | Width:145 cm



SUNRISE SATIN
COLOR RED
 96% Polyester 04% Elastane
 Weight 160-170 gsm | Width:145 cm



MOONLIGHT SATIN MAT
COLOR CORAL
 97% Polyester 03% Elastane
 Weight 200-220 gsm | Width:145 cm



CASABLANCA POPLIN DES: 23045 P
COLOR LM/FU
 55% Cotton 05% Elastane
 Weight: 108 gsm | Width:140 cm



POPLIN EVITA STRETCH
COLOR CORAL
 97 % Cotton 03% Elastane
 Weight: 145-150 gsm | Width: 145 cm



VOQUE GEORGETTE STRETCH
COLOR FIRE
 96% Polyester 04% Elastane
 Weight: 130-154 gsm | Width:150 cm




FLORENCE CREPE
COLOR RED
 1005% Polyester
 Weight: 100 gsm | Width:145 cm

Yellow Fantasy





IDRIS



MOZART LACE
COLOR LEMON
 92% Nylon
 Weight: 105 gsm | Width:150 cm



POPLIN EVITA STRETCH
COLOR LIGHT YELLOW
 97 % Cotton 08% Spandex
 Weight: 145-150 gsm | Width: 145 cm



BEAUTY CREP STRETCH
COLOR LIME
 100% Polyester
 Weight: 130-140 gsm | Width:145 cm



SEXY LACE CROCHET PNEL
COLOR YELLOW
 100% Nylon
 Weight: 111 gsm | Width:150 cm




SUNRISE SATIN
COLOR LIME
 96% Polyester 04% Elastane
 Weight 160-170 gsm | Width:145 cm



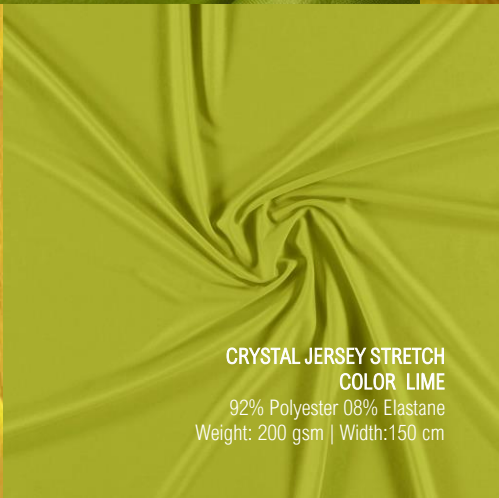
SETINA CHIFFON CRINLED
COLOR YRLOW
 100% Polyester
 Weight: 70 gsm | Width:145 cm



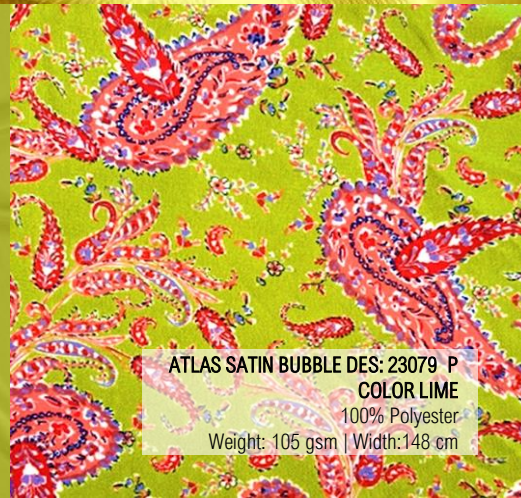
ATLAS SATIN BUBBLE DES: 23078 P
COLOR BLUE
 100% Polyester
 Weight: 105 gsm | Width:148 cm



JORDAN POPLIN CREPON
COLOR YELLOW
 100% Viscose
 Weight: 135 gsm | Width:135cm



CRYSTAL JERSEY STRETCH
COLOR LIME
 92% Polyester 08% Elastane
 Weight: 200 gsm | Width:150 cm



ATLAS SATIN BUBBLE DES: 23079 P
COLOR LIME
 100% Polyester
 Weight: 105 gsm | Width:148 cm



BEAUTY CREP
COLOR LIME
 100% Polyester
 Weight 130-140 gsm | Width:145 cm

Khaki Survivor






IDRIS



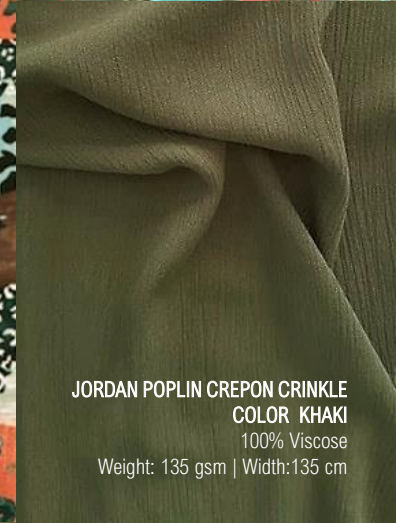
SOFTY NET DESIGN 7
COLOR MULTY
90% Polyester 10% Elastane
Weight:80gsm | Width:143 cm



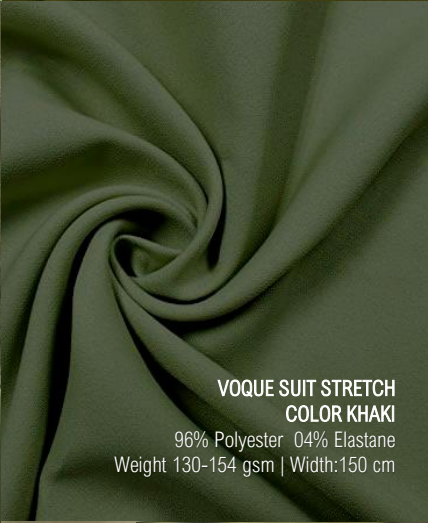
ACAPULCO POPLIN
COLOR OLIVE
100% Viscose
Weight: 110 gsm | Width:140 cm




MISSO POPLIN EMBROIDERED DESIGN
COLOR OLIVE
100% Cotton
Weight: 120-130 gsm | Width:130 cm



JORDAN POPLIN CREPON CRINKLE
COLOR KHAKI
100% Viscose
Weight: 135 gsm | Width:135 cm



VOQUE SUIT STRETCH
COLOR KHAKI
96% Polyester 04% Elastane
Weight 130-154 gsm | Width:150 cm



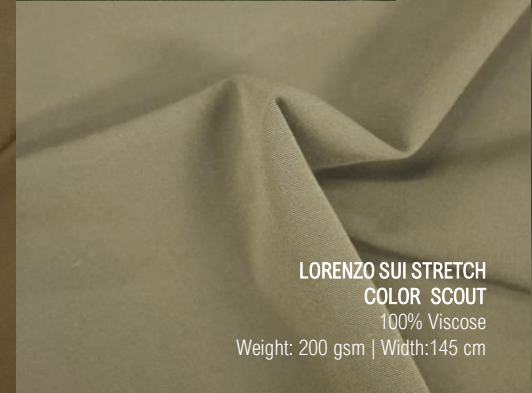
MORGAN COTTON VOILE
COLOR BLACK
100% Cotton
Weight: 50-56 gsm | Width:140-142 cm



SUPER PEACH JERSEY STRETCH
COLOR CARAMEL
92% Polyester 08% Elastane
Weight 230 gsm | Width:150 cm



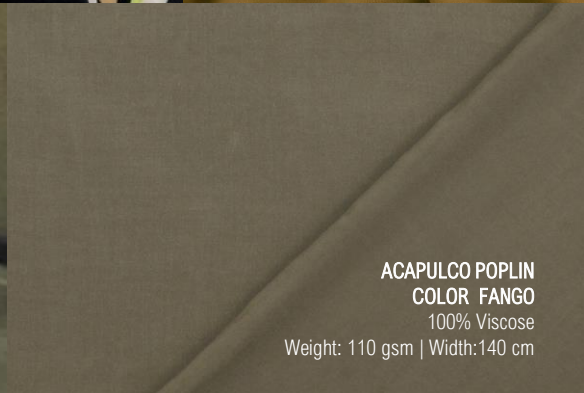
ACAPULCO POPLIN
COLOR TABACCO
100% Viscose
Weight: 110 gsm | Width:140 cm



LORENZO SUI STRETCH
COLOR SCOUT
100% Viscose
Weight: 200 gsm | Width:145 cm




SHIMMER SATIN AIRFLOW SILKY
COLOR KHAKI
100% Polyester
Weight: 85 gsm | Width:145 cm




ACAPULCO POPLIN
COLOR FANGO
100% Viscose
Weight: 110 gsm | Width:140 cm



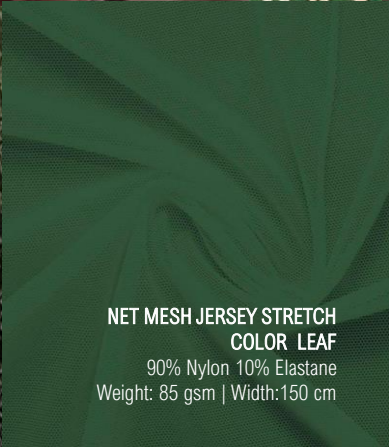
CASABLANCA POPLIN DES:23046 P
COLOR GREEN
55% Cotton 45% Elastane
Weight 108 gsm | Width:140 cm



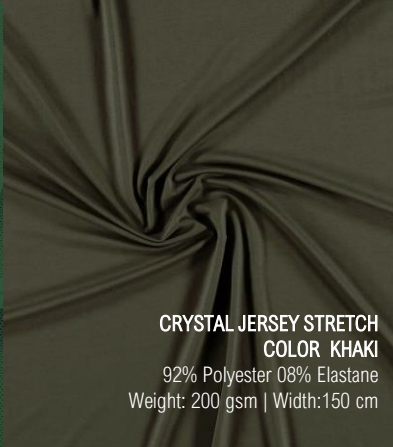
ANGELA NET SEQUINS
COLOR MILITARY
97% Polyester 03% Elastane
Weight 270 gsm | Width:125 cm



SNAKE SATIN JAQUARD
COLOR KHAKI
98% Polyester 02% Elastane
Weight: 100 gsm | Width:145 cm



NET MESH JERSEY STRETCH
COLOR LEAF
90% Nylon 10% Elastane
Weight: 85 gsm | Width:150 cm



CRYSTAL JERSEY STRETCH
COLOR KHAKI
92% Polyester 08% Elastane
Weight: 200 gsm | Width:150 cm



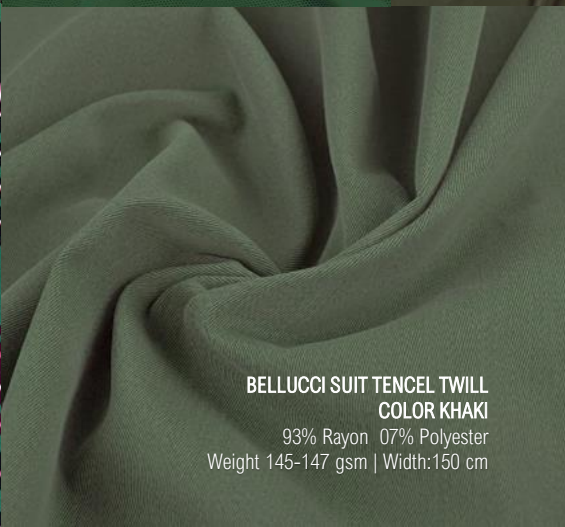
SORONA LINEN AIR FLOW
COLOR MILITARY
85% Viscose 15% Nylon
Weight: 130-140 gsm | Width:150 cm



POPLIN CHALLY DES:DRC9
COLOR AR/EC
100% Rayon
Weight: 115 gsm | Width:140 cm




SOLAR POPLIN SLUB YARN DES:001
COLOR 1 GREEN
100% RAYON
Weight: 115 gsm | Width:140 cm



BELLUCCI SUIT TENCEL TWILL
COLOR KHAKI
93% Rayon 07% Polyester
Weight 145-147 gsm | Width:150 cm



NET MESH JERSEY STRETCH
COLOR PINE
90% Nylon 10% Elastane
Weight: 85 gsm | Width:150 cm



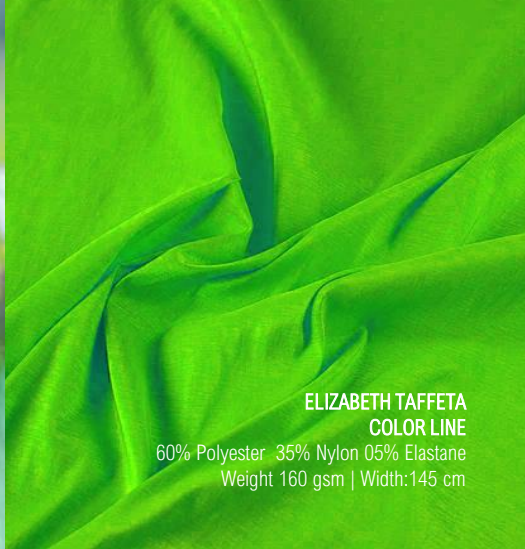
SETINA CHIFFON CRINKLED
COLOR KHAKI
100% Polyester
Weight: 70 gsm | Width:145 cm

Refreshing Green





JDRIS



**ELIZABETH TAFFETA
COLOR LINE**

60% Polyester 35% Nylon 05% Elastane
Weight 160 gsm | Width:145 cm



**MELISSA SUIT STRETCH
COLOR EMERALD**

100% Polyester
Weight: 175-190 gsm | Width: 145 cm



**DELORE SUIT STRETCH
COLOR PISTACHIO**

95% Polyester 05% Elastane
Weight 210-220 gsm | Width:145 cm



**BEAUTY CREP
COLOR EMERALD**

100% Polyester
Weight 130-140 gsm | Width:145 cm



**BEAUTY CREP
COLOR PISTACHIO**

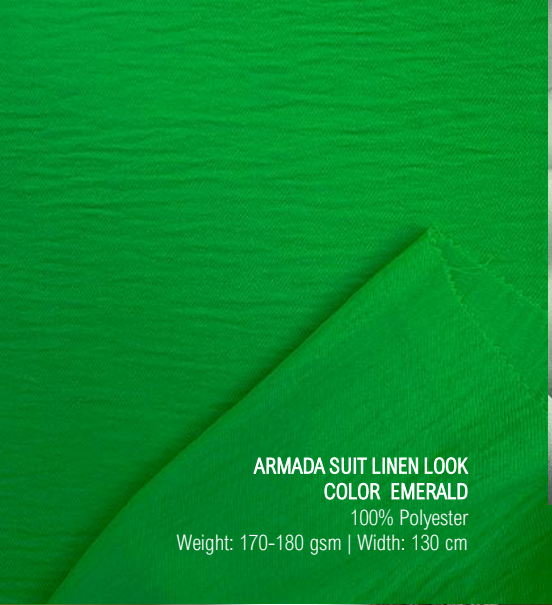
100% Polyester
Weight 130-140 gsm | Width:145 cm



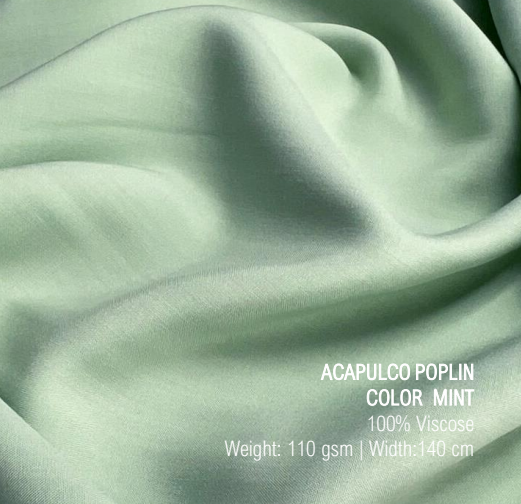
**POPLIN EVITA STRETCH
COLOR LIME**

97 % Cotton 03% Elastane
Weight: 145-150 gsm | Width: 145 cm






ARMADA SUIT LINEN LOOK
COLOR EMERALD
 100% Polyester
 Weight: 170-180 gsm | Width: 130 cm




ACAPULCO POPLIN
COLOR MINT
 100% Viscose
 Weight: 110 gsm | Width: 140 cm



ARMADA SUIT LINEN LOOK
COLOR GREEN
 100% Polyester
 Weight: 170-180 gsm | Width: 130 cm



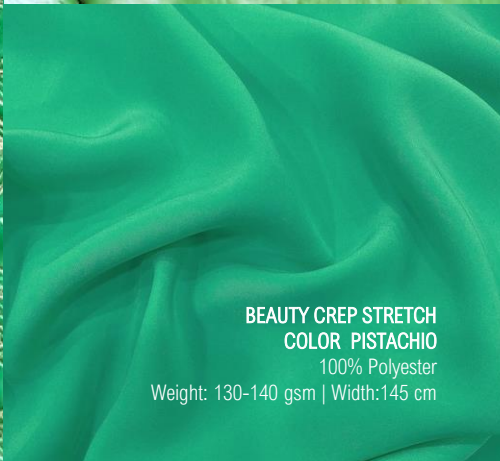
ARMADA SUIT LINEN LOOK
COLOR JADE
 100% Polyester
 Weight: 170-180 gsm | Width: 130 cm



ETHIOPIA POPLIN EMBROIDERED
COLOR GREEN
 100% Polyester
 Weight: 180 gsm | Width: 140 cm




PEARL SILK AIR FLOW
COLOR MINT
 95% Polyester 05% Elastane
 Weight 80-85 gsm | Width: 145 cm



BEAUTY CREP STRETCH
COLOR PISTACHIO
 100% Polyester
 Weight: 130-140 gsm | Width: 145 cm



Brown Earth

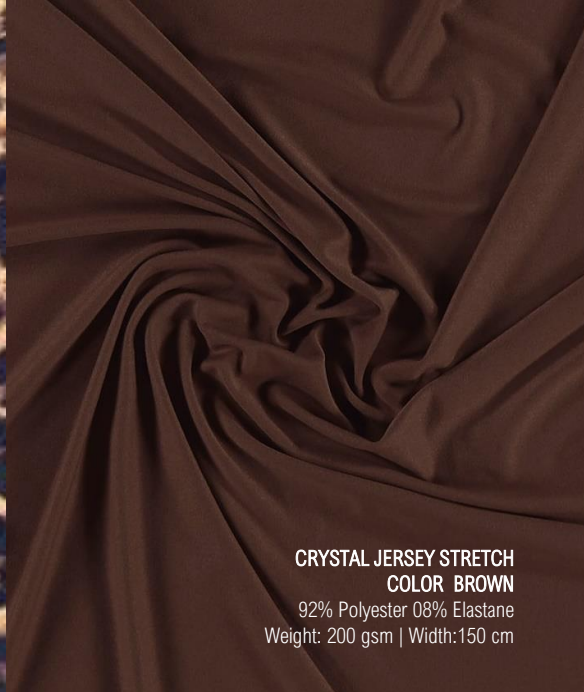




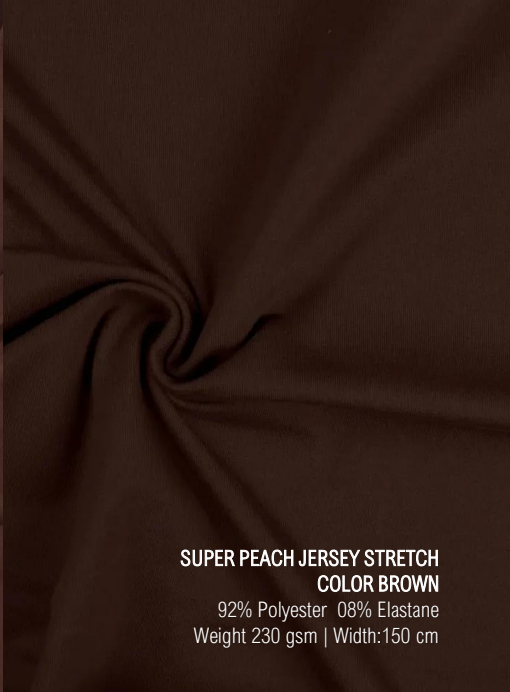
IDRIS




SATI JAQARD DES:18
COLOR BROWN
97% Polyester 02% Elastane
Weight 100 gsm | Width:145 cm



CRYSTAL JERSEY STRETCH
COLOR BROWN
92% Polyester 08% Elastane
Weight: 200 gsm | Width:150 cm



SUPER PEACH JERSEY STRETCH
COLOR BROWN
92% Polyester 08% Elastane
Weight 230 gsm | Width:150 cm



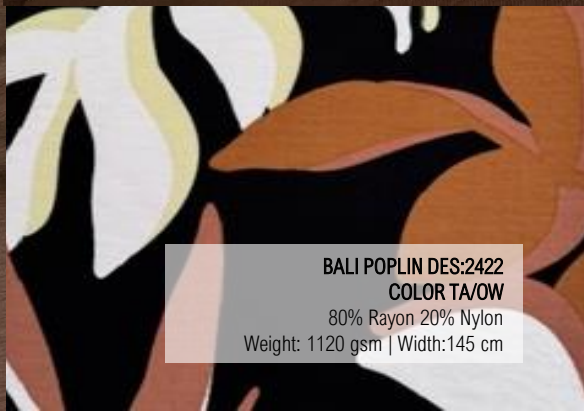
CEY CREP DES:RAFA
COLOR BEIGE
100% Polyester
Weight 145 gsm | Width:145 cm



SETINA CHIFFON CRINCLE
COLOR BROWN
100% Polyester
Weight: 70 gsm | Width:145 cm



ARMADA SUIT LINEN LOOK
COLOR TABACO
100% Polyester
Weight: 170-180 gsm | Width: 130 cm



BALI POPLIN DES:2422
COLOR TAVOW
80% Rayon 20% Nylon
Weight: 1120 gsm | Width:145 cm





VOQUE GEORGETTE STRETCH
COLOR BEIGE
 96% Polyester 04% Elastane
 Weight: 130-154 gsm | Width:150 cm



SUPER PEACH JERSEY STRETCH
COLOR CINAMON
 92% Polyester 08% Elastane
 Weight 230 gsm | Width:150 cm



SATI ARMANI DES:18
COLOR BROWN
 97% Polyester 03% Elastane
 Weight 90 gsm | Width:147 cm



FRIDA NET FULL SEQUINS
COLOR BROWN
 95% Polyester 05% Elastane
 Weight 130-135 gsm | Width:127 cm



JORDAN POPLIN CREPON
COLOR SAND
 100% Viscose
 Weight: 135 gsm | Width:135cm



SATI JAQARD DES:2 COLOR
WO/BR
 97% Polyester 02% Elastane
 Weight 100 gsm | Width:145 cm



CYCLING JERSEY SHINY
COLOR TUFFY
 83% Nylon 17% Elastane
 Weight 225 gsm | Width:150 cm



JORDAN POPLIN CREPON
COLOR FANGO
 100% Viscose
 Weight: 135 gsm | Width:135cm



CASABLANCA POPLIN DES:23046 P
COLOR CINAMON
 55% Cotton 45% Elastane
 Weight 108 gsm | Width:140 cm



Γ.Φ.ΙΩΑΝΝΙΔΗΣ

Γ.Φ.ΙΩΑΝΝΙΔΗΣ ΑΕ
ΛΕΩΦΟΡΟΣ ΤΑΤΟΪΟΥ 78,
136 77 ΑΧΑΡΝΕΣ - ΕΛΛΑΔΑ.

G.F.IOANNIDES S.A
78 TATOIOU AVENUE,
136 77 ACHARNES - GREECE.

TEL + 30 210 2236260
FAX + 30 210 2017955
EMAIL sales@gfi.gr

Γ.Φ.ΙΩΑΝΝΙΔΗΣ ΛΤΔ
ΛΕΩΦΟΡΟΣ ΑΚΡΟΠΟΛΕΩΣ 25 ,
7101 ΑΡΑΔΙΠΠΟΥ - ΚΥΠΡΟΣ.

G.F.IOANNIDES LTD
25 ACROPOLEOS AVENUE,
7101 ARADIPPOU - CYPRUS.

TEL + 357 24 823150
FAX + 357 24 532255
EMAIL sales@gfi.com.cy