



# TEXTILES IDRIS

Spring / Summer  
2025






# Season Trend Book

NOV 2024


by  
IDRIS

# Bleached Whites






IDRIS



**LILLY LACE GLITTER**  
**COLOR ECRU**  
 92% Nylon 08% Elastane  
 Weight: 133 gsm | Width:150 cm



**SEXY LACE CROCHET PNEI**  
**COLOR OFF WHITE**  
 100% Nylon  
 Weight: 111 gsm | Width:150 cm



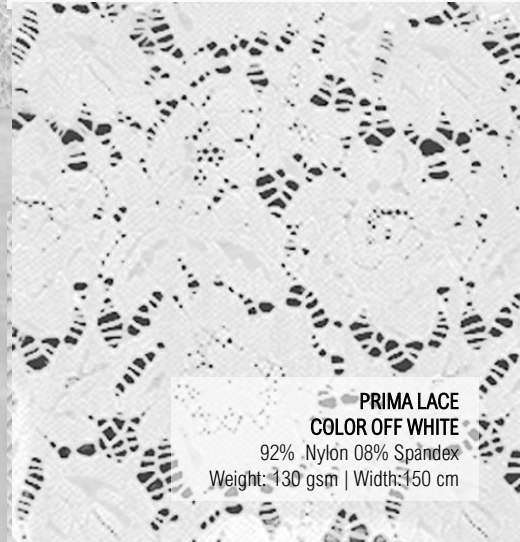
**DREAM LACE STRETCH**  
**COLOR OFF WHITE**  
 90% Nylon 10% Elastane  
 Weight: 56 gsm | Width:150 cm



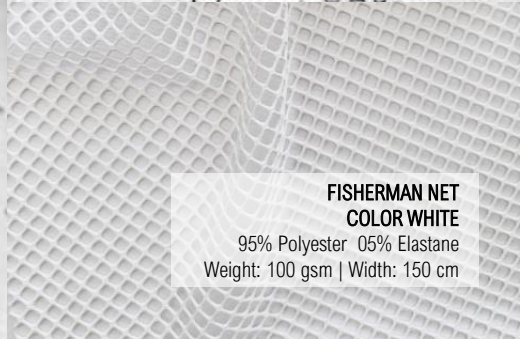
**ARUS LACE**  
**COLOR OFF WHITE**  
 100% Polyester  
 Weight: 120 gsm | Width:150 cm



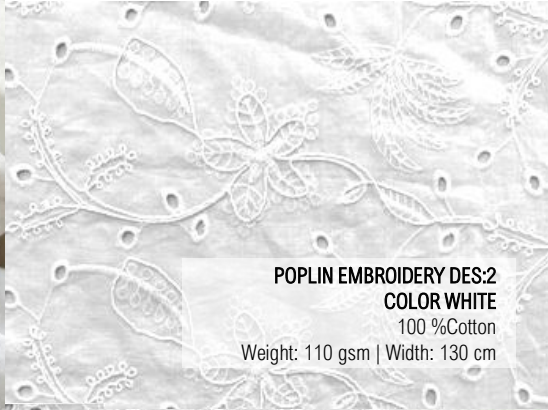
**POPLIN LAURA STONES**  
**COLOR WHITE**  
 95 % Polyester 05% Elastane  
 Weight: 120 gsm | Width: 145 cm



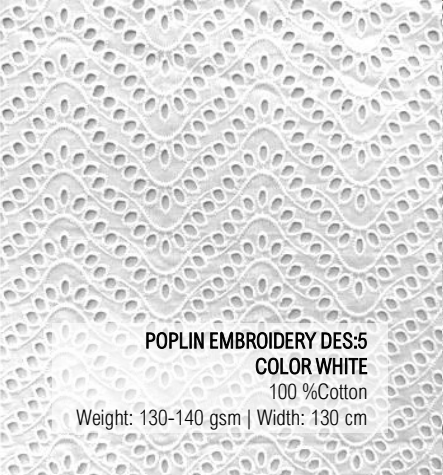
**PRIMA LACE**  
**COLOR OFF WHITE**  
 92% Nylon 08% Spandex  
 Weight: 130 gsm | Width:150 cm



**FISHERMAN NET**  
**COLOR WHITE**  
 95% Polyester 05% Elastane  
 Weight: 100 gsm | Width: 150 cm



**POPLIN EMBROIDERY DES:2**  
**COLOR WHITE**  
100 %Cotton  
Weight: 110 gsm | Width: 130 cm



**POPLIN EMBROIDERY DES:5**  
**COLOR WHITE**  
100 %Cotton  
Weight: 130-140 gsm | Width: 130 cm




**POPLIN SING**  
**COLOR WHITE**  
100 %Cotton  
Weight: 120 gsm | Width: 128 cm




**POPLIN CINTIA**  
**COLOR WHITE**  
100 %Cotton  
Weight: 110 gsm | Width: 130 cm



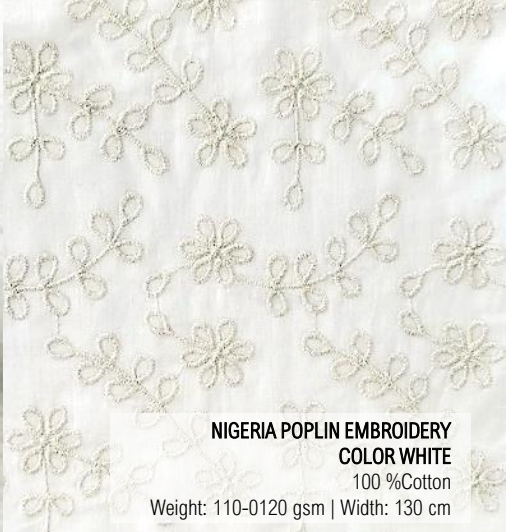
**CRUNCH POPLIN CRINKLE**  
**COLOR WHITE**  
100% Cotton  
Weight: 125-135 gsm | Width:130 cm




**GAZE POPLIN SLUB**  
**COLOR WHITE**  
100% Cotton  
Weight: 110 gsm | Width: 140 cm



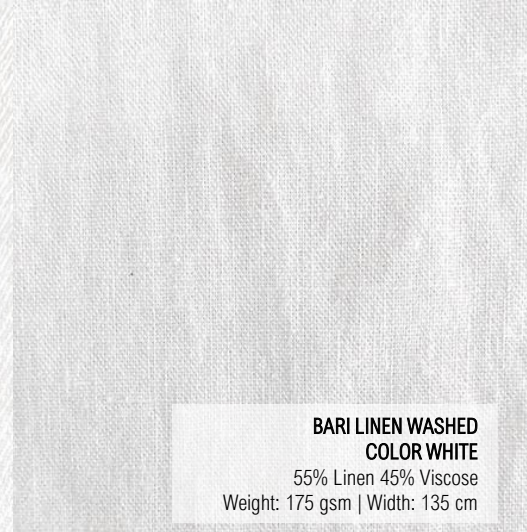
**SETINA CHIFFON CRINKLED**  
**COLOR WHITE**  
100% Polyester  
Weight: 70 gsm | Width:145 cm



**NIGERIA POPLIN EMBROIDERY**  
**COLOR WHITE**  
100 %Cotton  
Weight: 110-0120 gsm | Width: 130 cm




**ARMADA SUIT**  
**COLOR OFF WHITE**  
100% Polyester  
Weight: 170-180 gsm | Width: 150 cm



**BARI LINEN WASHED**  
**COLOR WHITE**  
55% Linen 45% Viscose  
Weight: 175 gsm | Width: 135 cm

# Custard Cream



IDRIS



IDRIS

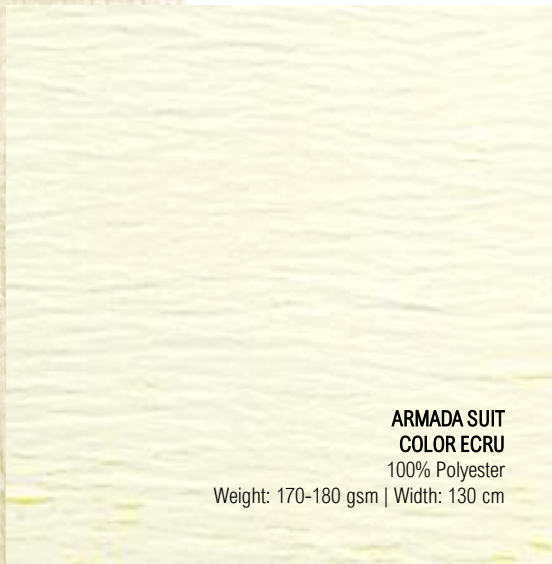





**ETHIOPIA POPLIN EMBROIDERED**  
**COLOR BEIGE**  
100% Polyester  
Weight: 180 gsm | Width:140 cm




**CRUNCH POPLIN CRINKLE**  
**COLOR OFF WHITE**  
100% Cotton  
Weight: 125-135 gsm | Width:130 cm




**ARMADA SUIT**  
**COLOR ECRU**  
100% Polyester  
Weight: 170-180 gsm | Width: 130 cm



**EVITA POPLIN DES: 23159**  
**COLOR MU-OW**  
97% Cotton 03% Elastane  
Weight: 120 gsm | Width:143 cm



**CRUNCH POPLIN CRINKLE**  
**COLOR YELLOW**  
100% Cotton  
Weight: 125-135 gsm | Width:130 cm



**SNAKE SATIN JAQUARD**  
**COLOR ECRU**  
98% Polyester 02% Elastane  
Weight: 100 gsm | Width:145 cm



**BARI LINEN**  
**COLOR BEIGE**  
55% Linen 45% Viscose  
Weight: 175 gsm | Width:135 cm



**CELINA LINEN STRIPE**  
**COLOR ECRU**  
80% Rayon 20% Linen  
Weight: 200-210 gsm | Width:140 cm



**DOMENICA POPLIN EMBROIDERED**  
**COLOR WHITE**  
85% Polyester 15% Cotton  
Weight: 110 gsm | Width:142 cm



**DHALIA GIORGETTESATIN CREP**  
**COLOR SAND**  
100% Polyester  
Weight: 145-147 gsm | Width:145 cm



**SORONA LINEN DESIGN :5**  
**COLOR ECRU**  
85% Rayon 15% Nylon  
Weight: 130 gsm | Width:145 cm




**SORONTO LINEN MELANGE**  
**COLOR SAND**  
100% Polyester  
Weight: 60-170 gsm | Width:150 cm



**POPLIN EVITA STRETCH**  
**COLOR LIGHT YELLOW**  
97 % Cotton 03% Elastane  
Weight: 145-150 gsm | Width: 145 cm



**CHIFFON CALAS LUREX STRIPE**  
**COLOR ECRU**  
100% Polyester  
Weight: 90 gsm | Width:145 cm



**SUDAN CREP EMBROIDERY**  
**COLOR OFF WHITE**  
100% Polyester  
Weight: 139 gsm | Width: 160 cm



**PEARL SILK SESIGN**  
**COLOR ECRU**  
86 % Payon 14% Nylon  
Weight: 105 gsm | Width: 1422 cm




**BARBARA NET**  
**COLOR BEIGE**  
95 % Polyester 05% Elastane  
Weight: 160-170 gsm | Width: 150 cm

# Desert Dream





IDRIS



**EVITA POPLIN DES: 23171**  
**COLOR BEIGE**  
 97% Cotton 03% Elastane  
 Weight: 120 gsm | Width:143 cm



**NATURAL POPLIN SUB YARN**  
**COLOR BEIGE**  
 100% Polyester  
 Weight: 160-165 gsm | Width: 145 cm



**CRUNCH POPLIN CRINKLE**  
**COLOR BEIGE**  
 100% Cotton  
 Weight: 125-135 gsm | Width:130 cm



**MISSÓ POPLIN EMBROIDERED DESIGN**  
**COLOR BEIGE**  
 100% Cotton  
 Weight: 120-130 gsm | Width:130 cm




**ANGELA SEQUIN NET**  
**COLOR CHAMPAGNE**  
 97% Polyester 03% Elastane  
 Weight: 270 gsm | Width: 125 cm



**SMART LINENSTRIPE**  
**COLOR BEIGE WHITE**  
 100% Polyester  
 Weight: 160-170 gsm | Width:145 cm



**PEARL SILKDES:314**  
**COLOR ANIMAL**  
 86% Rayon 04% Nylon  
 Weight: 105 gsm | Width: 142 cm



**ZAMBIA NET**  
**COLOR BEIGE**  
 100% Polyester  
 Weight: 190 gsm | Width: 135 cm



**MELISSA SUIT STRETCH**  
**COLOR BEIGE**  
 100% Polyester  
 Weight: 175-190 gsm | Width: 145 cm



**BELUCCI SUIT TWILL**  
**COLOR BEIGE**  
 93% Rayon 07% Polyester  
 Weight: 180-190 gsm | Width:145 cm



**YOUNG LINEN**  
**COLOR NATURAL**  
 70% Rayon 30% Linen  
 Weight: 220 gsm | Width:140 cm



**JORDAN POPLIN CREPON CRINKLE**  
**COLOR BEIGE**  
 100% Viscose  
 Weight: 135 gsm | Width:135 cm



**SOFTY NET DESIGN 5**  
**COLOR NAVY**  
 90% Polyester 10% Elastane  
 Weight:80gsm | Width:143 cm



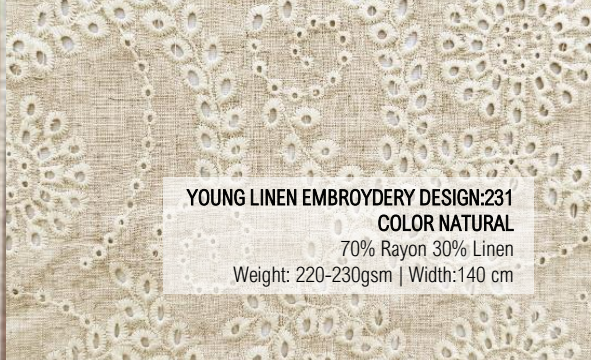
**SAHARA LINEN**  
**COLOR OFF WHITE-BEIGE**  
 70% Cotton 30% Linen  
 Weight: 130 gsm | Width:150 cm




**SMART LINENSTRIPE**  
**COLOR BEIGE WHITE**  
 100% Polyester  
 Weight: 160-170 gsm | Width: 145 cm



**JAUQUARD SATIN DES:9**  
**COLOR OW/BK**  
 98% Polyester 02% Elastane  
 Weight: 100 gsm | Width:145 cm



**YOUNG LINEN EMBROYDERY DESIGN:231**  
**COLOR NATURAL**  
 70% Rayon 30% Linen  
 Weight: 220-230gsm | Width:140 cm



**DHALIA CREP SATIN**  
**COLOR SATIN**  
 100% Polyester  
 Weight 190-200 gsm | Width:145 cm


# Golden Era





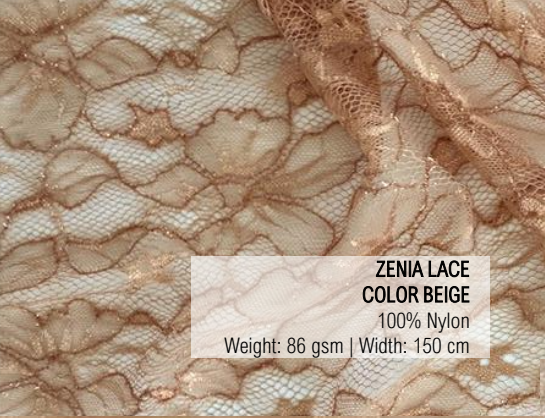
RI





**DOTS NET MESH**  
**COLOR SKIN**  
 90% Nylon 10% Elastane  
 Weight: 40-50 gsm | Width:147cm


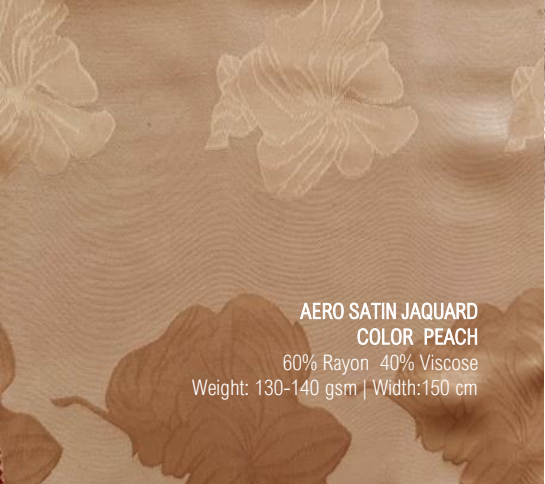
**ARUS LACE**  
**COLOR GOLD**  
 100% Polyester  
 Weight: 120 gsm | Width:150 cm



**ZENIA LACE**  
**COLOR BEIGE**  
 100% Nylon  
 Weight: 86 gsm | Width: 150 cm

**SORONA LINEN AIR FLOW**  
**COLOR CAMEL**  
 85% Viscose 15% Nylon  
 Weight: 130-140 gsm | Width:150 cm

**CRYSTAL JERSEY SATRETCH**  
**COLOR POWDER**  
 92% Polyester 08% Elastane  
 Weight: 200 gsm | Width:150cm




**AERO SATIN JAQUARD**  
**COLOR PEACH**  
 60% Rayon 40% Viscose  
 Weight: 130-140 gsm | Width:150 cm

**MOZART LACE**  
**COLOR BEIGE**  
 92% Nylon  
 Weight: 105 gsm | Width:150 cm

**VOQUE GEORGETTE STRETCH**  
**COLOR SKIN**  
 96% Polyester 04% Elastane  
 Weight: 130-154 gsm | Width:150 cm

**ARMANI SATIN DES:12**  
**COLOR BEIGE**  
 97% Polyester 03% Elastane  
 Weight: 92 gsm | Width:147 cm



**SNAKE SATIN JAQUARD**  
**COLOR CAMEL**  
 98% Polyester 02% Elastane  
 Weight: 100 gsm | Width: 145 cm



**JAQUARD SATIN DES:4**  
**COLOR BROWN**  
 98% Polyester 02% Elastane  
 Weight: 100 gsm | Width: 145 cm



**NET MESH JERSEY STRETCH**  
**COLOR SKIN**  
 90% Nylon 10% Elastane  
 Weight: 85 gsm | Width: 150 cm



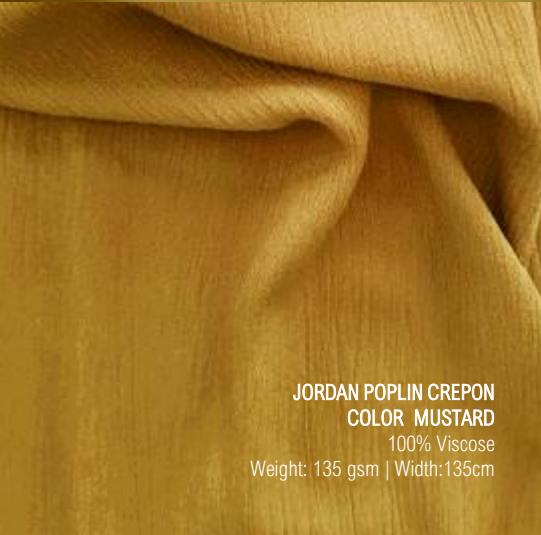
**SUNRISE SATIN**  
**COLOR GOLD**  
 96% Polyester 04% Elastane  
 Weight 160-170 gsm | Width: 145 cm



**LANA NET STONES**  
**COLOR BEIGE**  
 92% Polyester 08% Elastane  
 Weight: 100 gsm | Width: 147 cm




**PEARL SILK DES:307**  
**COLOR ANIMAL**  
 86% Rayon 04% Nylon  
 Weight: 105 gsm | Width: 143 cm



**JORDAN POPLIN CREPON**  
**COLOR MUSTARD**  
 100% Viscose  
 Weight: 135 gsm | Width: 135cm




**NATURAL POPLIN SUB YARN**  
**COLOR BEIGE**  
 100% Polyester  
 Weight: 160-165 gsm | Width: 145 cm




**NOVAL NET SEQUIN**  
**COLOR GOLD**  
 95% Polyester 05% Elastane  
 Weight 330 gsm | Width: 130 cm

# Peach Melody

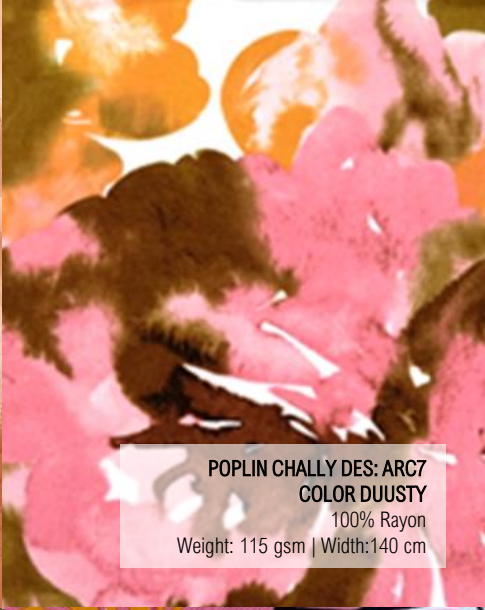




IDRIS



**CHIFFON CALAS LUREX STRIPE**  
COLOR CORAL  
100% Polyester  
Weight: 90 gsm | Width:145 cm



**POPLIN CHALLY DES: ARC7**  
COLOR DUUSTY  
100% Rayon  
Weight: 115 gsm | Width:140 cm




**ARMANI SATIN DES:12**  
COLOR CORAL  
97% Polyester 03% Elastane  
Weight: 92 gsm | Width:147 cm



**NECTAR NET**  
COLOR MU WH  
65% Polyester 35% Cotton  
Weight: 190-200 gsm | Width: 150 cm



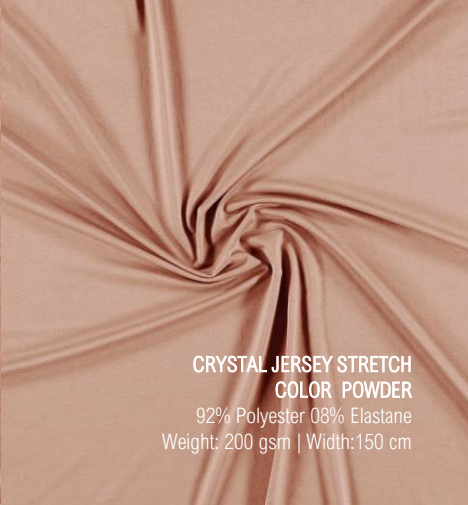
**SOLAR POPLIN SLUB YARN DES:001**  
COLOR 2 DUSTY  
100% RAYON  
Weight: 115 gsm | Width:140 cm



**CEY CREP DES:BROOKE**  
COLOR BEIGE  
100% Polyester  
Weight: 145 gsm | Width:145 cm



**SUDAN CREP EMBROIDERY**  
COLOR ORANGE  
100% Polyester  
Weight: 139 gsm | Width: 160 cm



**CRYSTAL JERSEY STRETCH**  
COLOR POWDER  
92% Polyester 08% Elastane  
Weight: 200 gsm | Width:150 cm



**CYCLING JERSEY SHINY**  
COLOR BLUSH  
83% Nylon 17% Elastane  
Weight 225 gsm | Width:150 cm



**SOFTY NET DESIGN 3**  
COLOR MULTY  
90% Polyester 10% Elastane  
Weight:80gsm | Width:143 cm



**KAYLA COTTON VOILE**  
**COLOR BEIGE**  
100% Cotton  
Weight: 50-56 gsm | Width:140-142 cm



**SETINA CHIFFON CRINCLD**  
**COLOR PEACH**  
100% Polyester  
Weight: 70 gsm | Width:145 cm



**CRYSTAL JERSEY STRETCH**  
**COLOR PEACH**  
92% Polyester 08% Elastane  
Weight 200 gsm | Width:150 cm




**SUNRISE SATIN**  
**COLOR SKIN**  
96% Polyester 04% Elastane  
Weight 160-170 gsm | Width:145 cm



**CASABLANCA POPLIN DES: 23042 P**  
**COLOR CO-OW**  
55% Cotton 45% Polyester  
Weight: 108 gsm | Width:140 cm






**SETINA CHIFFON CRINCLD**  
**COLOR DUSTY**  
100% Polyester  
Weight: 70 gsm | Width:145 cm



**CRYSTAL JERSEY STRETCH**  
**COLOR PEACH**  
92% Polyester 08% Elastane  
Weight: 200 gsm | Width:150 cm


# Pink Universe



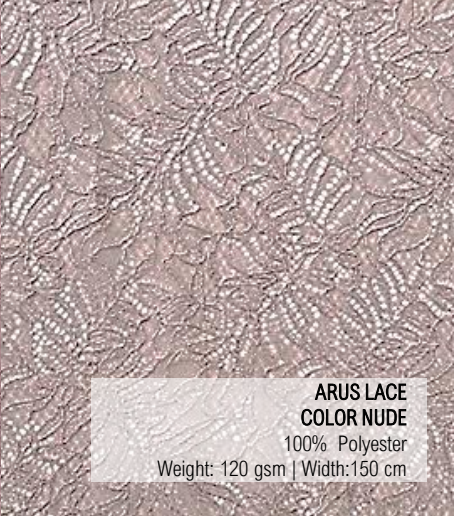


IDRIS





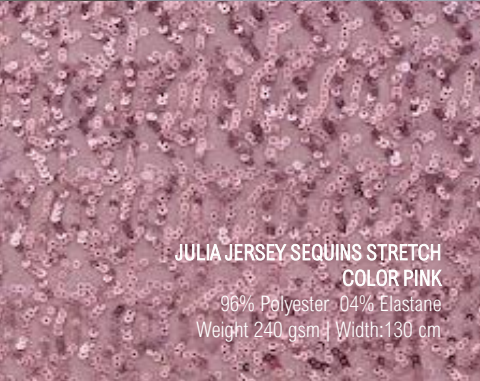
**ARUS LACE**  
**COLOR DUSTY**  
100% Polyester  
Weight: 120 gsm | Width:150 cm



**ARUS LACE**  
**COLOR NUDE**  
100% Polyester  
Weight: 120 gsm | Width:150 cm



**DHALIA CREP SATIN**  
**COLOR DUSTY**  
100% Polyester  
Weight 190-200 gsm | Width:145 cm



**JULIA JERSEY SEQUINS STRETCH**  
**COLOR PINK**  
96% Polyester .04% Elastane  
Weight 240 gsm | Width:130 cm



**FRIDA NET FULL SEQUINS**  
**COLOR PINK**  
95% Polyester 05% Elastane  
Weight 130-135 gsm | Width:127 cm



**VOQUE GEORGETTE STRETCH**  
**COLOR DUSTY**  
96% Polyester 04% Elastane  
Weight: 130-154 gsm | Width:150 cm



**CHIFFON DES:0117**  
**COLOR WH/BL**  
100% Polyester  
Weight 70 gsm | Width:145 cm



**BEAUTY CREP STRETCH**  
**COLOR DUSTY**  
100% Polyester  
Weight: 130-140 gsm | Width:145 cm



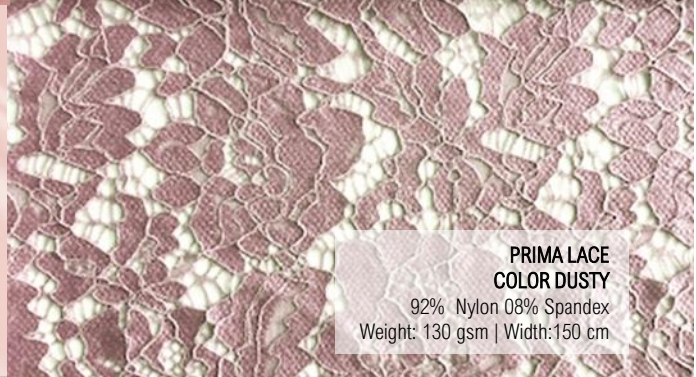
**NATURAL POPLIN SUB YARN**  
**COLOR LIGHT PINK**  
100% Polyester  
Weight: 160-165 gsm | Width: 145 cm



**JORDAN POPLIN CREPON**  
**COLOR PINK**  
100% Viscose  
Weight: 135 gsm | Width:135cm



**CYCLING JERSEY SHINY**  
**COLOR PINK**  
83% Nylon 17% Elastane  
Weight 225 gsm | Width:150 cm




**PRIMA LACE**  
**COLOR DUSTY**  
92% Nylon 08% Spandex  
Weight: 130 gsm | Width:150 cm



**POPLIN EVITA STRETCH**  
**COLOR ROSE**  
 97 % Cotton 03% Elastane  
 Weight: 145-150 gsm | Width: 145 cm



**SORONA LINEN AIR FLOW**  
**COLOR PINK**  
 85% Viscose 15% Nylon  
 Weight: 130-140 gsm | Width:150 cm



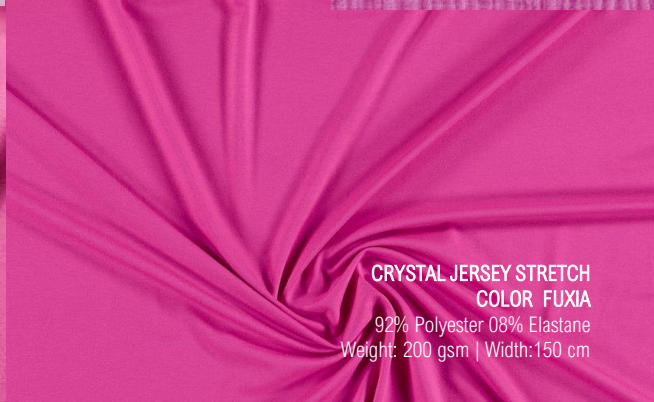
**CRUNCH POPLIN CRINKLE**  
**COLOR FUXIA**  
 100% Cotton  
 Weight: 125-135 gsm | Width:130 cm



**FRIDA NET FULL SEQUINS**  
**COLOR FUXIA**  
 98% Polyester 05% Elastane  
 Weight: 130-135 gsm | Width: 127 cm



**VOQUE SUIT STRETCH**  
**COLOR ROSE**  
 96% Polyester 04% Elastane  
 Weight 130-154 gsm | Width:150 cm



**CRYSTAL JERSEY STRETCH**  
**COLOR FUXIA**  
 92% Polyester 08% Elastane  
 Weight: 200 gsm | Width:150 cm



**VOQUE GEORGETTE STRETCH**  
**COLOR ROSE**  
 96% Polyester 04% Elastane  
 Weight: 130-154 gsm | Width:150 cm



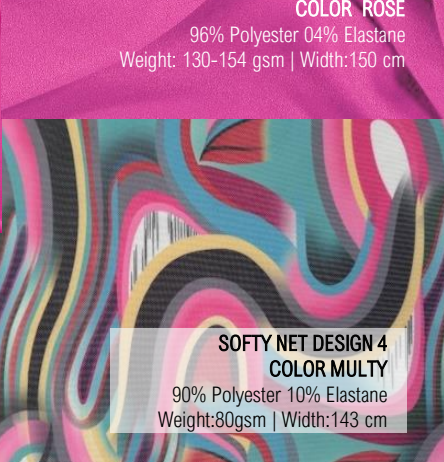
**ELIZABETH TAFFETA**  
**COLOR PINK**  
 60% Polyester 35% Nylon 05% Elastane  
 Weight 160 gsm | Width:145 cm



**DELORE SUIT STRETCH**  
**COLOR FUXIA**  
 95% Polyester 05% Elastane  
 Weight 210-220 gsm | Width:145 cm



**DELORE SUIT STRETCH**  
**COLOR PINK**  
 95% Polyester 05% Elastane  
 Weight 210-220 gsm | Width:145 cm



**SOFTY NET DESIGN 4**  
**COLOR MULTY**  
 90% Polyester 10% Elastane  
 Weight:80gsm | Width:143 cm

# Turquoise Sunset





IDRIS



**ELIZABETH TAFFETA  
COLOR TURQOISE**

60% Polyester 35% Nylon 05% Elastane  
Weight 160 gsm | Width:145 cm




**LORENZO SUI STRETCH  
COLOR PETROL**

100% Viscose  
Weight: 200 gsm | Width:145 cm



**BEAUTY CREP  
COLOR TEAL**

100% Polyester  
Weight 130-140 gsm | Width:145 cm



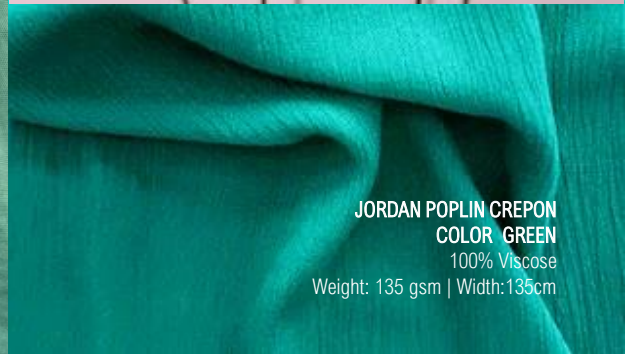
**ROXANA JERSEY DES:23180  
COLOR CHOCO**

95% Rayon Elastane 05%  
Weight 210 gsm | Width:150 cm



**MELISSA SUIT STRETCH  
COLOR SAGE**

100% Polyester  
Weight: 175-190 gsm | Width: 145 cm



**JORDAN POPLIN CREPON  
COLOR GREEN**

100% Viscose  
Weight: 135 gsm | Width:135cm



**BEAUTY CREP STRETCH  
COLOR MINT**

100% Polyester  
Weight: 130-140 gsm | Width:145 cm



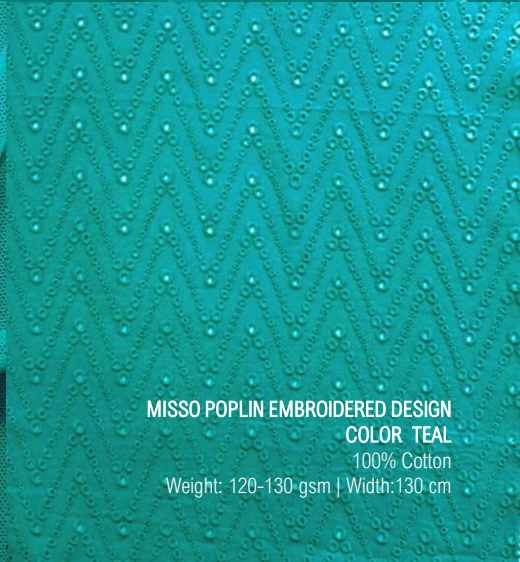
**SETINA CHIFFON CRINKLED  
COLOR PEARL**

100% Polyester  
Weight: 70 gsm | Width:145 cm



**NET MESH JERSEY STRETCH  
COLOR JADE**

90% Nylon 10% Elastane  
Weight: 85 gsm | Width:150 cm

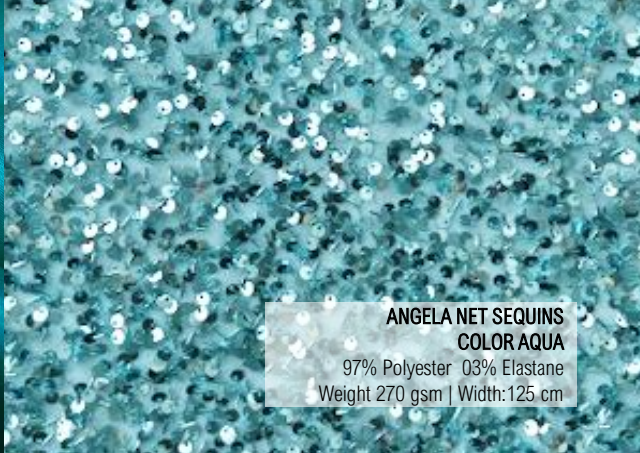


**MISSO POPLIN EMBROIDERED DESIGN  
COLOR TEAL**

100% Cotton  
Weight: 120-130-gsm | Width:130 cm



**SUNRISE SATIN**  
**COLOR TURQOISE**  
 96% Polyester 04% Elastane  
 Weight 160-170 gsm | Width:145 cm




**ANGELA NET SEQUINS**  
**COLOR AQUA**  
 97% Polyester 03% Elastane  
 Weight 270 gsm | Width:125 cm



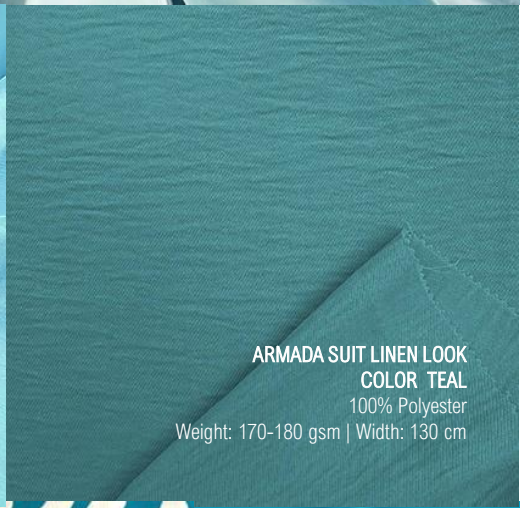
**SEXY LACE CROCHET PNEL**  
**COLOR JADE**  
 100% Nylon  
 Weight: 111 gsm | Width:150 cm




**CRYSTAL JERSEY STRETCH**  
**COLOR AQUA**  
 92% Polyester 08% Elastane  
 Weight: 200 gsm | Width:150 cm



**ELIZABETH TAFFETA**  
**COLOR SKY**  
 60% Polyester 35% Nylon 05% Elastane  
 Weight 160 gsm | Width:145 cm



**ARMADA SUIT LINEN LOOK**  
**COLOR TEAL**  
 100% Polyester  
 Weight: 170-180 gsm | Width: 130 cm



**SORONA LINEN AIR FLOW**  
**COLOR TURQOISE**  
 85% Viscose 15% Nylon  
 Weight: 130-140 gsm | Width:150 cm



**EVITA POPLIN DES: 23159**  
**COLOR TU/OW**  
 97% Cotton 03% Elastane  
 Weight: 120 gsm | Width:143 cm



**CRYSTAL JERSEY STRETCH**  
**COLOR TURQOISE**  
 92% Polyester 08% Elastane  
 Weight: 200 gsm | Width:150 cm

# Blue Miracle





IDRIS






**DORIS JERSEY DES:2-3605**  
**COLOR TU/WH**  
100% Polyester  
Weight: 140 gsm | Width:150 cm



**POPLIN EVITA STRETCH**  
**COLOR RAF**  
97 % Cotton 03% Elastane  
Weight: 145-150 gsm | Width: 145 cm



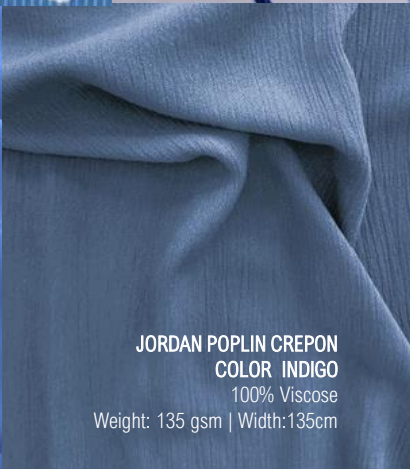
**LORENZO SUI STRETCH**  
**COLOR DENIM**  
100% Viscose  
Weight: 200 gsm | Width:145 cm



**PEARL SILK DESIGN**  
**COLOR BLUE**  
86 % Payon 14% Nylon  
Weight: 105 gsm | Width: 1422 cm



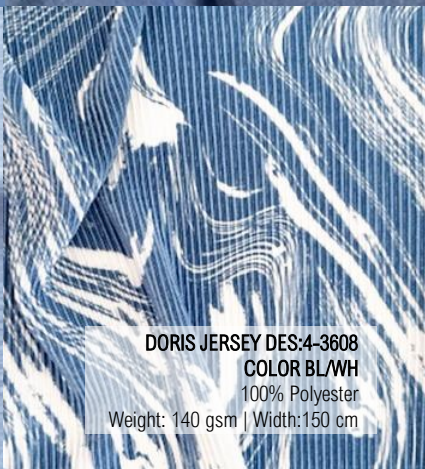
**BEAUTY CREP STRETCH**  
**COLOR DENIM**  
100% Polyester  
Weight: 130-140 gsm | Width:145 cm



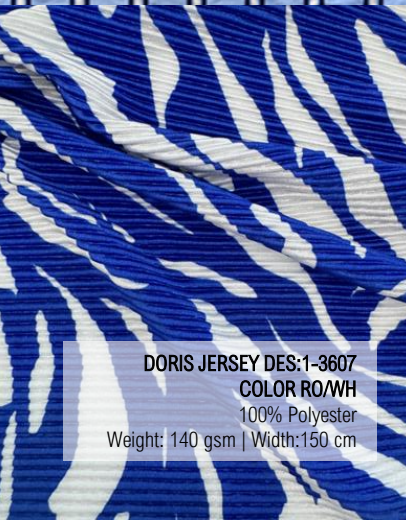
**JORDAN POPLIN CREPON**  
**COLOR INDIGO**  
100% Viscose  
Weight: 135 gsm | Width:135cm



**NATURAL POPLIN SUB YARN**  
**COLOR SKY**  
100% Polyester  
Weight: 160-165 gsm | Width: 145 cm



**DORIS JERSEY DES:4-3608**  
**COLOR BL/WH**  
100% Polyester  
Weight: 140 gsm | Width:150 cm



**DORIS JERSEY DES:1-3607**  
**COLOR RO/WH**  
100% Polyester  
Weight: 140 gsm | Width:150 cm



**MISO POPLIN EMBROIDERED DESIGN**  
**COLOR BLUE**  
100% Cotton  
Weight: 120-130 gsm | Width:130 cm



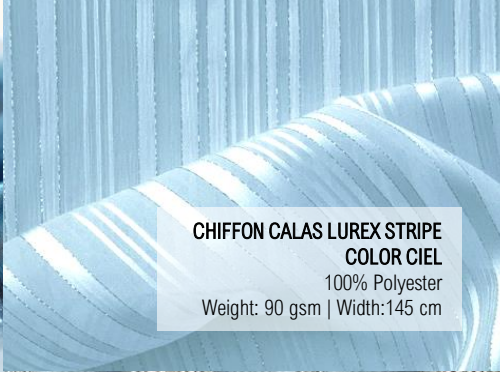
**SORONTO LINEN MELANGE**  
**COLOR BLUE**  
100% Polyester  
Weight: 160-170 gsm | Width:150 cm




**CRUNCH POPLIN CRINKLE**  
**COLOR SKY**  
100% Cotton  
Weight: 125-135 gsm | Width:130 cm



**ARUS LACE**  
**COLOR SILVER**  
100% Polyester  
Weight: 120 gsm | Width:150 cm



**CHIFFON CALAS LUREX STRIPE**  
**COLOR CIEL**  
100% Polyester  
Weight: 90 gsm | Width:145 cm



**ARMANI SATIN DES:12**  
**COLOR BLUE**  
97% Polyester 03% Elastane  
Weight: 92 gsm | Width:147 cm



**SPRIT 2 STONES DENIM MELANGE CHAMBRAY WASHED**  
**COLOR DENIM**  
100 %Cotton  
Weight: 150-160 gsm | Width: 145 cm




**DOMENICA POPLIN EMBROIDERED**  
**COLOR WHITE**  
85% Polyester 15% Cotton  
Weight: 110 gsm | Width:142 cm



**SPRIT 2 STONES DENIM MELANGE CHAMBRAY WASHED**  
**COLOR BLUE**  
100 %Cotton  
Weight: 150-160 gsm | Width: 145 cm



**NET MESH JERSEY STRETCH**  
**COLOR SKY**  
90% Nylon 10% Elastane  
Weight: 85 gsm | Width:150 cm



**SPRIT 2 DENIM CHAMBRAY WASHED**  
**COLOR DENIM**  
100% Cotton  
Weight: 130-140 gsm | Width:145cm



**JORDAN POPLIN CREPON**  
**COLOR ROYAL**  
100% Viscose  
Weight: 135 gsm | Width:135cm



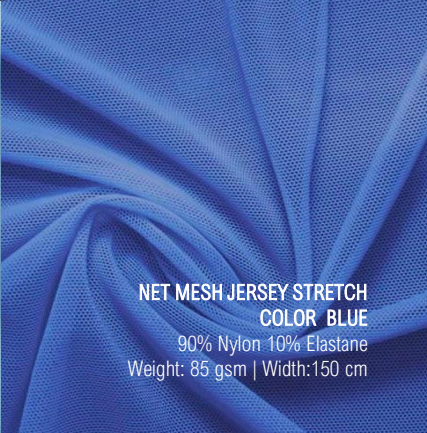
**SETINA CHIFFON CRINCLE**  
**COLOR CIER**  
100% Polyester  
Weight: 70 gsm | Width:145 cm



**CRYSTAL JERSEY STRETCH**  
**COLOR BLUE**  
92% Polyester 08% Elastane  
Weight 200 gsm | Width:150 cm




**DHALIA CREP SATIN**  
**COLOR CIEL**  
100% Polyester  
Weight 190-200 gsm | Width:145 cm



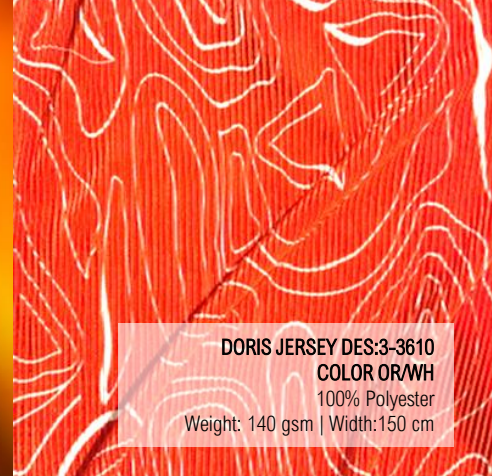
**NET MESH JERSEY STRETCH**  
**COLOR BLUE**  
90% Nylon 10% Elastane  
Weight: 85 gsm | Width:150 cm

# Exotic Orange






IDRIS



**DORIS JERSEY DES:3-3610**  
**COLOR OR/WH**  
100% Polyester  
Weight: 140 gsm | Width:150 cm

**CRYSTAL JERSEY STRETCH**  
**COLOR TANGO**  
92% Polyester 08% Elastane  
Weight: 200 gsm | Width:150 cm



**SUPER PEACH JERSEY STRETCH**  
**COLOR MUSTARD**  
92% Polyester 08% Elastane  
Weight 230 gsm | Width:150 cm

**NATURAL POPLIN SUB YARN**  
**COLOR ORANGE**  
100% Polyester  
Weight: 160-165 gsm | Width: 145 cm

**SUPER PEACH JERSEY STRETCH**  
**COLOR CARROT**  
92% Polyester 08% Elastane  
Weight 230 gsm | Width:150 cm

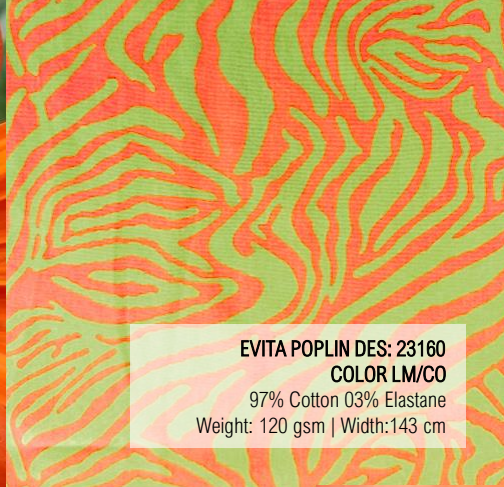
**MELISSA SUIT STRETCH**  
**COLOR CARAMEL**  
100% Polyester  
Weight: 175-190 gsm | Width: 145 cm



**ALADIN-CHIFFON JAQUARD**  
**COLOR ORANGE**  
100% Polyester  
Weight: 85 gsm | Width:145 cm

**BEAUTY CREP STRETCH**  
**COLOR ORANGE**  
100% Polyester  
Weight: 130-140 gsm | Width:145 cm

**MELISSA SUIT STRETCH**  
**COLOR BRICK**  
100% Polyester  
Weight: 175-190 gsm | Width: 145 cm



**EVITA POPLIN DES: 23160**  
**COLOR LM/CO**  
 97% Cotton 03% Elastane  
 Weight: 120 gsm | Width:143 cm

**SORONA LINEN AIR FLOW**  
**COLOR ORANGE**  
 85% Viscose 15% Nylon  
 Weight: 130-140 gsm | Width:150 cm

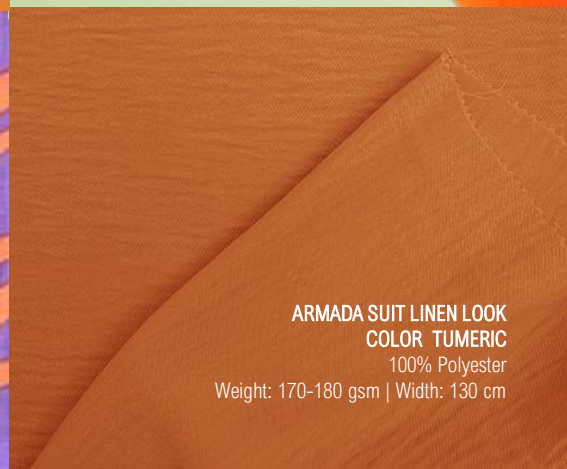
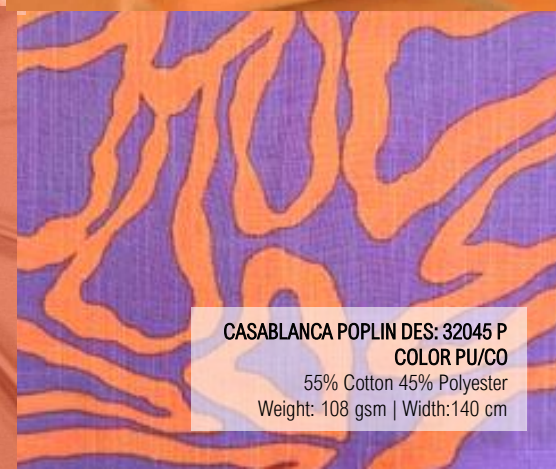
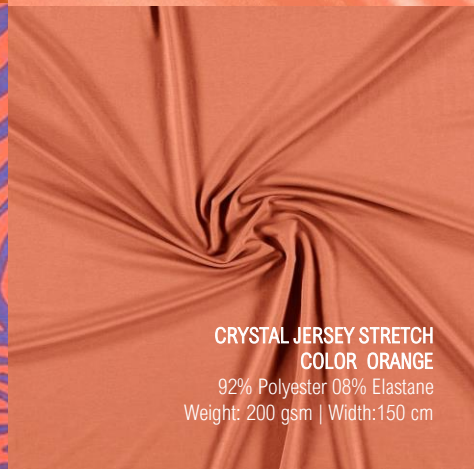
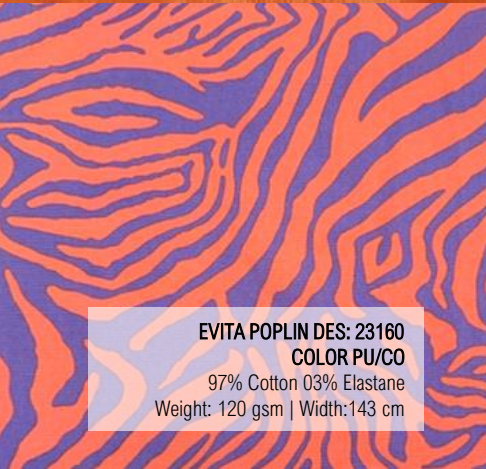
**SHIMMER SATIN AIRFLOW SILKY**  
**COLOR TUMERIC**  
 100% Polyester  
 Weight: 85 gsm | Width:145 cm



**JORDAN POPLIN CREPON**  
**COLOR TERRA**  
 100% Viscose  
 Weight: 135 gsm | Width:135cm

**CYCLING JERSEY SHINY**  
**COLOR PEACH**  
 83% Nylon 17% Elastane  
 Weight 225 gsm | Width:150 cm

**CRYSTAL JERSEY STRETCH**  
**COLOR TANGO**  
 92% Polyester 08% Elastane  
 Weight 200 gsm | Width:150 cm




**EVITA POPLIN DES: 23160**  
**COLOR PU/CO**  
 97% Cotton 03% Elastane  
 Weight: 120 gsm | Width:143 cm

**CRYSTAL JERSEY STRETCH**  
**COLOR ORANGE**  
 92% Polyester 08% Elastane  
 Weight: 200 gsm | Width:150 cm

**CASABLANCA POPLIN DES: 32045 P**  
**COLOR PU/CO**  
 55% Cotton 45% Polyester  
 Weight: 108 gsm | Width:140 cm

**ARMADA SUIT LINEN LOOK**  
**COLOR TUMERIC**  
 100% Polyester  
 Weight: 170-180 gsm | Width: 130 cm

# Red Power





I DRIS





**PEARL SILK AIR FLOW**  
**COLOR FIRE**  
95% Polyester 05% Elastane  
Weight 80-85 gsm | Width:145 cm



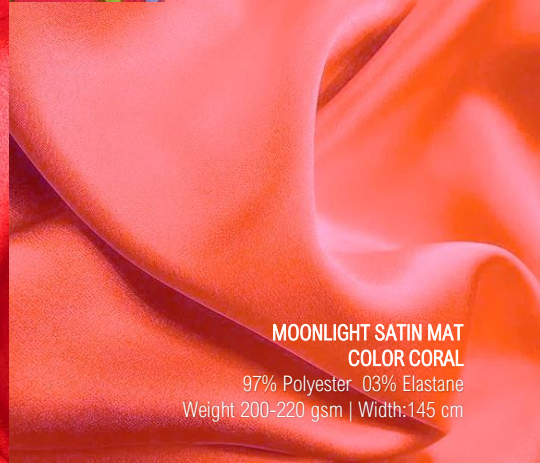
**ATLAS SATIN BUBBLE DES: 23078 P**  
**COLOR CORAL**  
100% Polyester  
Weight: 105 gsm | Width:148 cm



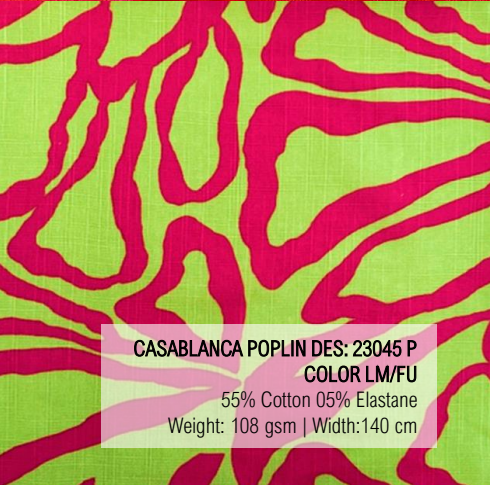
**MELISSA SUIT STRETCH**  
**COLOR RED**  
100% Polyester  
Weight: 175-190 gsm | Width:145 cm



**SUNRISE SATIN**  
**COLOR RED**  
96% Polyester 04% Elastane  
Weight 160-170 gsm | Width:145 cm



**MOONLIGHT SATIN MAT**  
**COLOR CORAL**  
97% Polyester 03% Elastane  
Weight 200-220 gsm | Width:145 cm



**CASABLANCA POPLIN DES: 23045 P**  
**COLOR LM/FU**  
55% Cotton 05% Elastane  
Weight: 108 gsm | Width:140 cm



**POPLIN EVITA STRETCH**  
**COLOR CORAL**  
97 % Cotton 03% Elastane  
Weight: 145-150 gsm | Width: 145 cm



**VOQUE GEORGETTE STRETCH**  
**COLOR FIRE**  
96% Polyester 04% Elastane  
Weight: 130-154 gsm | Width:150 cm




**FLORENCE CREPE**  
**COLOR RED**  
1005% Polyester  
Weight: 100 gsm | Width:145 cm

# Yellow Fantasy





IDRIS



**MOZART LACE**  
**COLOR LEMON**  
 92% Nylon  
 Weight: 105 gsm | Width:150 cm



**POPLIN EVITA STRETCH**  
**COLOR LIGHT YELLOW**  
 97 % Cotton 08% Spandex  
 Weight: 145-150 gsm | Width: 145 cm



**BEAUTY CREP STRETCH**  
**COLOR LIME**  
 100% Polyester  
 Weight: 130-140 gsm | Width:145 cm



**SEXY LACE CROCHET PNEL**  
**COLOR YELLOW**  
 100% Nylon  
 Weight: 111 gsm | Width:150 cm




**SUNRISE SATIN**  
**COLOR LIME**  
 96% Polyester 04% Elastane  
 Weight 160-170 gsm | Width:145 cm



**SETINA CHIFFON CRINLED**  
**COLOR YRLOW**  
 100% Polyester  
 Weight: 70 gsm | Width:145 cm



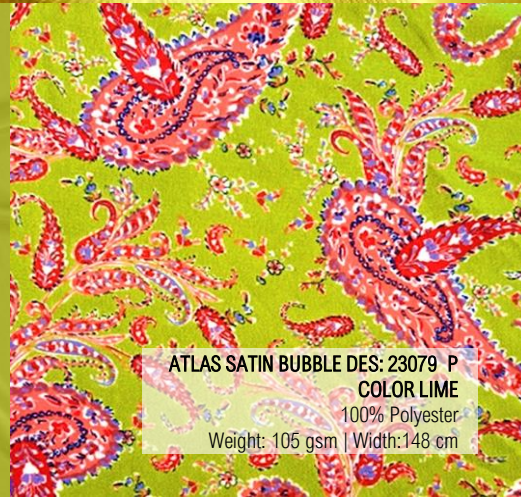
**ATLAS SATIN BUBBLE DES: 23078 P**  
**COLOR BLUE**  
 100% Polyester  
 Weight: 105 gsm | Width:148 cm



**JORDAN POPLIN CREPON**  
**COLOR YELLOW**  
 100% Viscose  
 Weight: 135 gsm | Width:135cm



**CRYSTAL JERSEY STRETCH**  
**COLOR LIME**  
 92% Polyester 08% Elastane  
 Weight: 200 gsm | Width:150 cm



**ATLAS SATIN BUBBLE DES: 23079 P**  
**COLOR LIME**  
 100% Polyester  
 Weight: 105 gsm | Width:148 cm



**BEAUTY CREP**  
**COLOR LIME**  
 100% Polyester  
 Weight 130-140 gsm | Width:145 cm

# Khaki Survivor







IDRIS




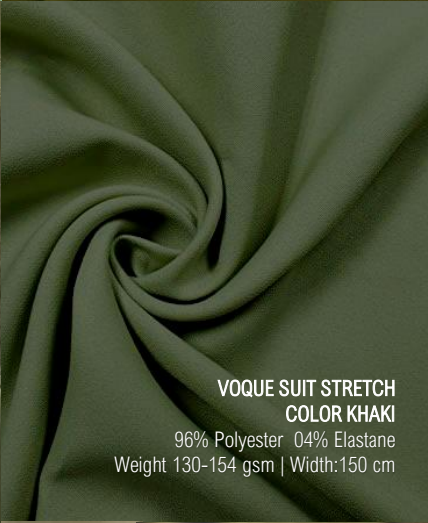
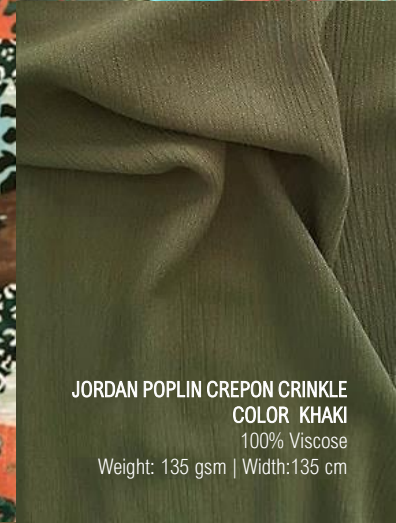
**SOFTY NET DESIGN 7**  
**COLOR MULTY**  
90% Polyester 10% Elastane  
Weight:80gsm | Width:143 cm



**ACAPULCO POPLIN**  
**COLOR OLIVE**  
100% Viscose  
Weight: 110 gsm | Width:140 cm



**MISSO POPLIN EMBROIDERED DESIGN**  
**COLOR OLIVE**  
100% Cotton  
Weight: 120-130 gsm | Width:130 cm



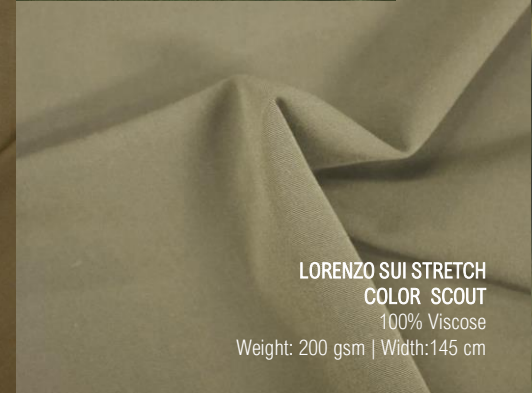
**SILK PEARL DES:1**  
**COLOR CHOCO**  
90% Rayon 10%Nylon  
Weight: 102 gsm | Width:138 cm

**JORDAN POPLIN CREPON CRINKLE**  
**COLOR KHAKI**  
100% Viscose  
Weight: 135 gsm | Width:135 cm

**VOQUE SUIT STRETCH**  
**COLOR KHAKI**  
96% Polyester 04% Elastane  
Weight 130-154 gsm | Width:150 cm

**MORGAN COTTON VOILE**  
**COLOR BLACK**  
100% Cotton  
Weight: 50-56 gsm | Width:140-142 cm

**SUPER PEACH JERSEY STRETCH**  
**COLOR CARAMEL**  
92% Polyester 08% Elastane  
Weight 230 gsm | Width:150 cm



**ACAPULCO POPLIN**  
**COLOR TABACCO**  
100% Viscose  
Weight: 110 gsm | Width:140 cm


**LORENZO SUI STRETCH**  
**COLOR SCOUT**  
100% Viscose  
Weight: 200 gsm | Width:145 cm

**SHIMMER SATIN AIRFLOW SILKY**  
**COLOR KHAKI**  
100% Polyester  
Weight: 85 gsm | Width:145 cm


**ACAPULCO POPLIN**  
**COLOR FANGO**  
100% Viscose  
Weight: 110 gsm | Width:140 cm



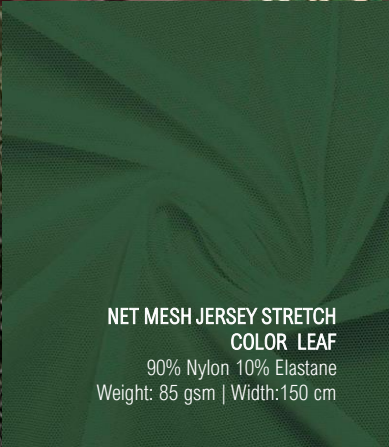
**CASABLANCA POPLIN DES:23046 P**  
**COLOR GREEN**  
 55% Cotton 45% Elastane  
 Weight 108 gsm | Width:140 cm



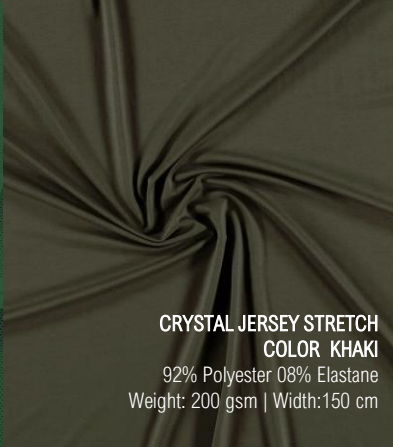
**ANGELA NET SEQUINS**  
**COLOR MILITARY**  
 97% Polyester 03% Elastane  
 Weight 270 gsm | Width:125 cm



**SNAKE SATIN JAQUARD**  
**COLOR KHAKI**  
 98% Polyester 02% Elastane  
 Weight: 100 gsm | Width:145 cm



**NET MESH JERSEY STRETCH**  
**COLOR LEAF**  
 90% Nylon 10% Elastane  
 Weight: 85 gsm | Width:150 cm



**CRYSTAL JERSEY STRETCH**  
**COLOR KHAKI**  
 92% Polyester 08% Elastane  
 Weight: 200 gsm | Width:150 cm



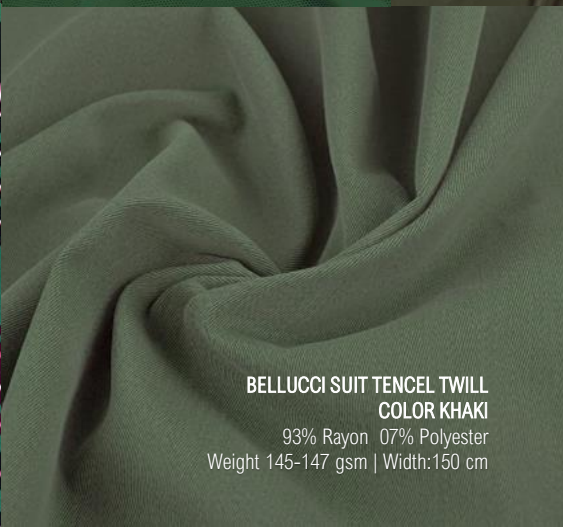
**SORONA LINEN AIR FLOW**  
**COLOR MILITARY**  
 85% Viscose 15% Nylon  
 Weight: 130-140 gsm | Width:150 cm



**POPLIN CHALLY DES:DRC9**  
**COLOR AR/EC**  
 100% Rayon  
 Weight: 115 gsm | Width:140 cm




**SOLAR POPLIN SLUB YARN DES:001**  
**COLOR 1 GREEN**  
 100% RAYON  
 Weight: 115 gsm | Width:140 cm



**BELLUCCI SUIT TENCEL TWILL**  
**COLOR KHAKI**  
 93% Rayon 07% Polyester  
 Weight 145-147 gsm | Width:150 cm



**NET MESH JERSEY STRETCH**  
**COLOR PINE**  
 90% Nylon 10% Elastane  
 Weight: 85 gsm | Width:150 cm



**SETINA CHIFFON CRINKLED**  
**COLOR KHAKI**  
 100% Polyester  
 Weight: 70 gsm | Width:145 cm

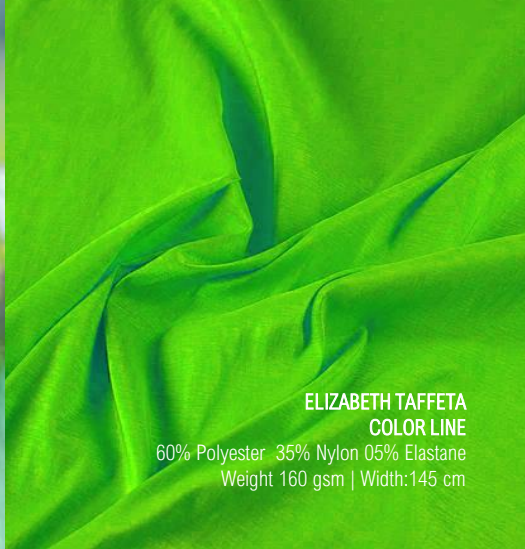


# Refreshing Green





JDRIS



**ELIZABETH TAFFETA  
COLOR LINE**

60% Polyester 35% Nylon 05% Elastane  
Weight 160 gsm | Width:145 cm



**MELISSA SUIT STRETCH  
COLOR EMERALD**

100% Polyester  
Weight: 175-190 gsm | Width: 145 cm



**DELORE SUIT STRETCH  
COLOR PISTACHIO**

95% Polyester 05% Elastane  
Weight 210-220 gsm | Width:145 cm



**BEAUTY CREP  
COLOR EMERALD**

100% Polyester  
Weight 130-140 gsm | Width:145 cm



**BEAUTY CREP  
COLOR PISTACHIO**

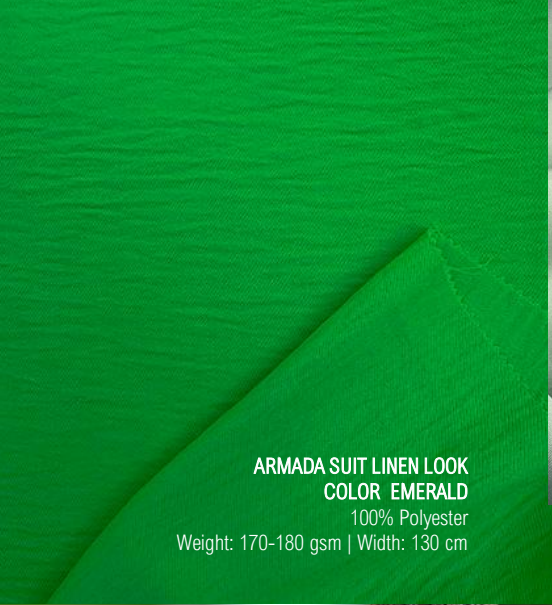
100% Polyester  
Weight 130-140 gsm | Width:145 cm



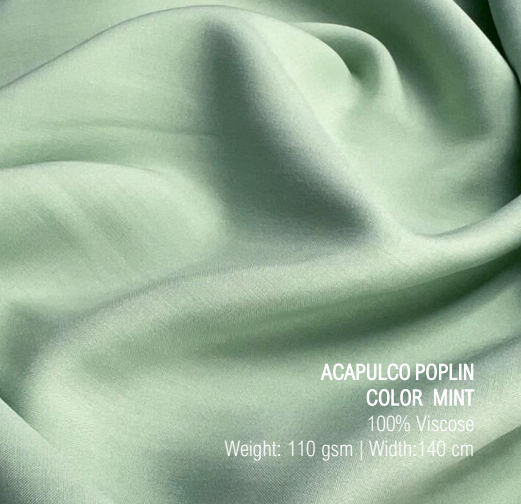
**POPLIN EVITA STRETCH  
COLOR LIME**

97 % Cotton 03% Elastane  
Weight: 145-150 gsm | Width: 145 cm






**ARMADA SUIT LINEN LOOK**  
**COLOR EMERALD**  
 100% Polyester  
 Weight: 170-180 gsm | Width: 130 cm




**ACAPULCO POPLIN**  
**COLOR MINT**  
 100% Viscose  
 Weight: 110 gsm | Width: 140 cm



**ARMADA SUIT LINEN LOOK**  
**COLOR GREEN**  
 100% Polyester  
 Weight: 170-180 gsm | Width: 130 cm



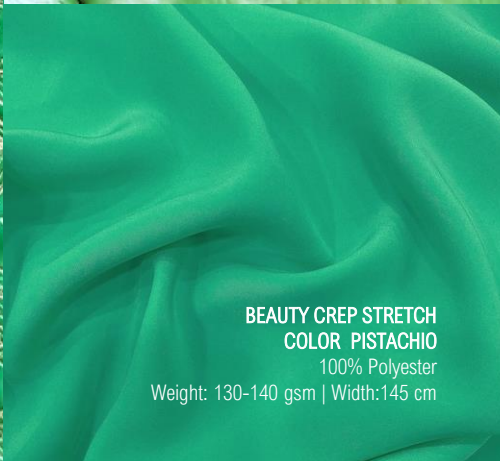
**ARMADA SUIT LINEN LOOK**  
**COLOR JADE**  
 100% Polyester  
 Weight: 170-180 gsm | Width: 130 cm



**ETHIOPIA POPLIN EMBROIDERED**  
**COLOR GREEN**  
 100% Polyester  
 Weight: 180 gsm | Width: 140 cm





**PEARL SILK AIR FLOW**  
**COLOR MINT**  
 95% Polyester 05% Elastane  
 Weight 80-85 gsm | Width: 145 cm



**BEAUTY CREP STRETCH**  
**COLOR PISTACHIO**  
 100% Polyester  
 Weight: 130-140 gsm | Width: 145 cm



# Brown Earth

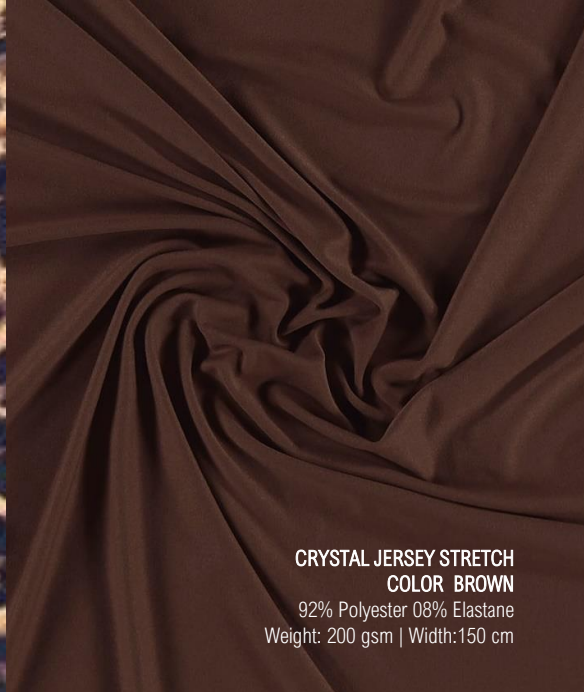




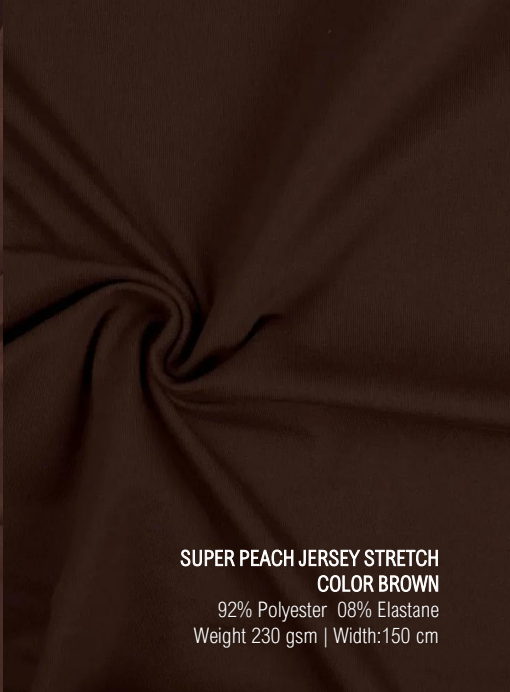
IDRIS




**SATI JAQARD DES:18**  
**COLOR BROWN**  
97% Polyester 02% Elastane  
Weight 100 gsm | Width:145 cm



**CRYSTAL JERSEY STRETCH**  
**COLOR BROWN**  
92% Polyester 08% Elastane  
Weight: 200 gsm | Width:150 cm



**SUPER PEACH JERSEY STRETCH**  
**COLOR BROWN**  
92% Polyester 08% Elastane  
Weight 230 gsm | Width:150 cm



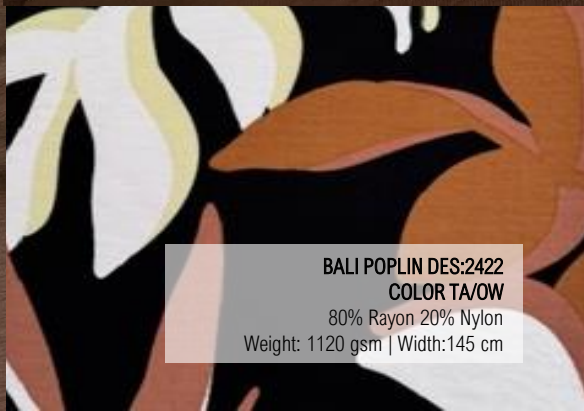
**CEY CREP DES:RAFA**  
**COLOR BEIGE**  
100% Polyester  
Weight 145 gsm | Width:145 cm



**SETINA CHIFFON CRINCLE**  
**COLOR BROWN**  
100% Polyester  
Weight: 70 gsm | Width:145 cm



**ARMADA SUIT LINEN LOOK**  
**COLOR TABACO**  
100% Polyester  
Weight: 170-180 gsm | Width: 130 cm



**BALI POPLIN DES:2422**  
**COLOR TAVOW**  
80% Rayon 20% Nylon  
Weight: 1120 gsm | Width:145 cm





**VOQUE GEORGETTE STRETCH**  
**COLOR BEIGE**  
 96% Polyester 04% Elastane  
 Weight: 130-154 gsm | Width:150 cm



**SUPER PEACH JERSEY STRETCH**  
**COLOR CINAMON**  
 92% Polyester 08% Elastane  
 Weight 230 gsm | Width:150 cm



**SATI ARMANI DES:18**  
**COLOR BROWN**  
 97% Polyester 03% Elastane  
 Weight 90 gsm | Width:147 cm



**FRIDA NET FULL SEQUINS**  
**COLOR BROWN**  
 95% Polyester 05% Elastane  
 Weight 130-135 gsm | Width:127 cm



**JORDAN POPLIN CREPON**  
**COLOR SAND**  
 100% Viscose  
 Weight: 135 gsm | Width:135cm



**SATI JAQARD DES:2 COLOR**  
**WO/BR**  
 97% Polyester 02% Elastane  
 Weight 100 gsm | Width:145 cm



**CYCLING JERSEY SHINY**  
**COLOR TUFFY**  
 83% Nylon 17% Elastane  
 Weight 225 gsm | Width:150 cm



**JORDAN POPLIN CREPON**  
**COLOR FANGO**  
 100% Viscose  
 Weight: 135 gsm | Width:135cm



**CASABLANCA POPLIN DES:23046 P**  
**COLOR CINAMON**  
 55% Cotton 45% Elastane  
 Weight 108 gsm | Width:140 cm





TEXTILES  
IDRIS

by g.f.ioannides