



TEXTILES

# IDRIS

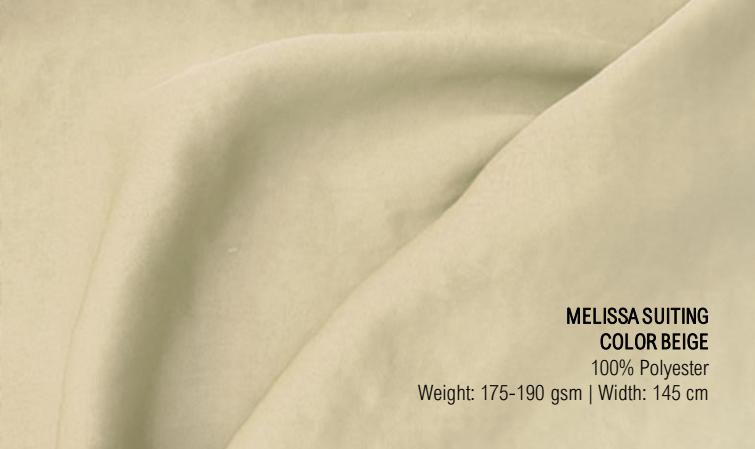
Fall / Winter

24/25


# Beige Temptation







**MELISSA SUITING**  
**COLOR BEIGE**  
100% Polyester  
Weight: 175-190 gsm | Width: 145 cm



**MOCCA JERSEY**  
**COLOR STONE**  
86% Polyester 14% Elastane  
Weight: 400-420 gsm | Width: 150 cm



**GLORY RIB**  
**COLOR OFF WHITE**  
80% Polyester 15% Lurex 05% Elastane  
Weight: 230 gsm | Width: 150 cm



**MARISSA JERSEY**  
**COLOR BEIGE**  
48% Rayon / 27% Polyester 20% Nylon 05% Elastane  
Weight: 400-420 gsm | Width: 150 cm



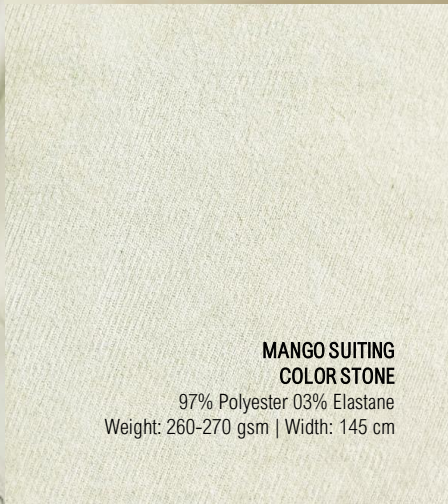
**CARLOTTA RIB**  
**COLOR OFF WHITE**  
80% Polyester 15% Rayon 05% Elastane  
Weight: 260-270 gsm | Width: 148 cm




**GINI SATIN**  
**COLOR OFF WHITE**  
100% Polyester  
Weight: 140 gsm | Width: 145 cm



**RETRO LEATHER**  
**COLOR CAMEL**  
60% Polyurethane 40% Polyester  
Weight: 280 gsm | Width: 140 cm



**MANGO SUITING**  
**COLOR STONE**  
97% Polyester 03% Elastane  
Weight: 260-270 gsm | Width: 145 cm



**WILLOW SUITING**  
**COLOR BEIGE**

85% Polyester / 13% Rayon / 03% Elastane  
Weight: 250-260 gsm | Width: 145 cm



**GLORY RIB**  
**COLOR BEIGE**

80% Polyester 15% Lurex 05% Elastane  
Weight: 230 gsm | Width: 150 cm



**DIAMOND KNIT JERSEY**  
**COLOR MBEIGE**

50% Polyester / 30% Nylon / 20% Viscose  
Weight: 300 gsm | Width: 150 cm



**LANA NET STONES**  
**COLOR BEIGE**

92% Polyester 08% Elastane  
Weight: 100 gsm | Width: 147 cm



**STARSKY GLITTER JERSEY**  
**COLOR GOLD**

95% Polyester 5% Elastane  
Weight: 200gsm | Width: 150cm



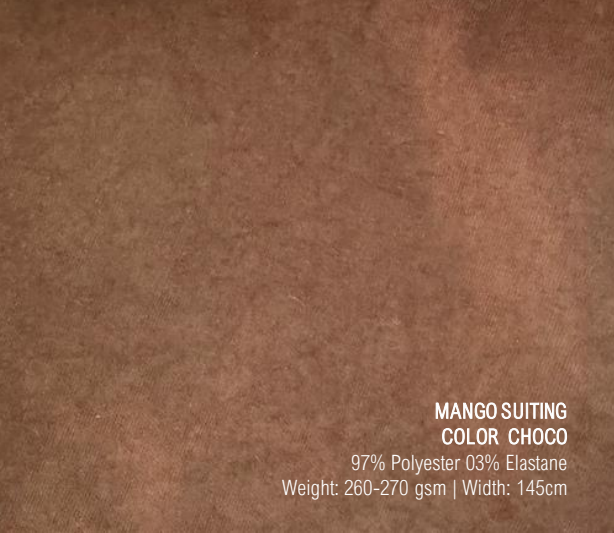
**SMOOTHY FUR VELOUR**  
**COLOR BEIGE**

100% Polyester  
Weight: 260 gsm | Width: 147-152 cm

# Retro Camels








**MANGO SUITING**  
**COLOR CHOCO**  
97% Polyester 03% Elastane  
Weight: 260-270 gsm | Width: 145cm



**JUDY RIB**  
**COLOR LIME**  
48% Rayon / 27% Polyester / 20% Nylon / 5% Elastane  
Weight: 270 gsm | Width: 150 cm



**SMOOHY FLEECE VELOUR**  
**COLOR CAMEL**  
100% Polyester  
Weight: 260 gsm | Width: 147-152 cm



**MAGESTIC SATIN KNIT STRECH**  
**COLOR BROWN**  
97% Polyester 03% Elastane  
Weight: 240 260 gsm | Width: 150 cm



**HI-MULTI CHIFFON**  
**COLOR BROWN**  
100% Polyester  
Weight: 95 gsm | Width: 150 cm



**VASTO SUITING**  
**COLOR CAMEL**  
70% Polyester 25% Rayon 05% Elastane  
Weight: 250-260 gsm | Width: 145 cm



**BARBIE SUITING STRECH**  
**COLOR CAMEL**  
95% Polyester 05% Elastane  
Weight: 20-230gsm | Width: 147 cm



**CHENILLE STRIPE JERSEY**  
**COLOR BROWN**  
100% Polyester  
Weight: 280 gsm | Width: 190 cm



**RETRO LEATHER**  
**COLOR CAMEL**  
60% Polyurethane 40% Polyester  
Weight: 280 gsm | Width: 140 cm

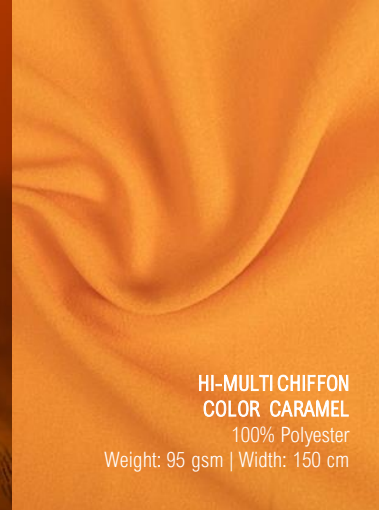






**JUDY RIB  
COLOR BROWN**

48% Rayon / 27% Polyester / 20% Nylon / 5% Elastane  
Weight: 270 gsm | Width: 150 cm



**HI-MULTI CHIFFON  
COLOR CARAMEL**

100% Polyester  
Weight: 95 gsm | Width: 150 cm



**RETRO LEATHER  
COLOR CAMEL**

60% Polyurethane / 40% Polyester  
Weight: 280 gsm | Width: 140 cm



**MELISSA SUITING STRECH  
COLOR PAPRIKA**

100% Polyester  
Weight: 175-190 gsm | Width: 145 cm



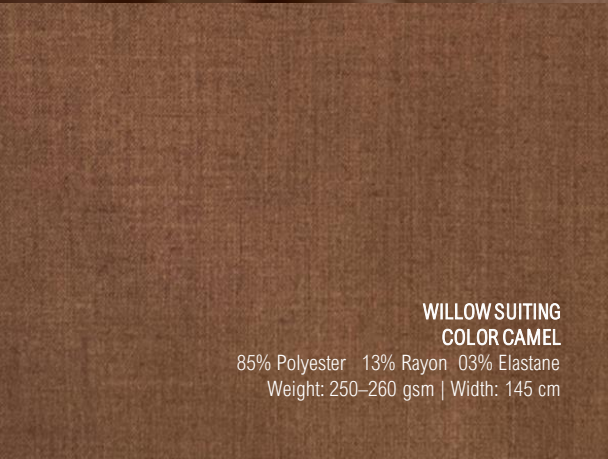
**DIAMOND KNIT JERSEY  
COLOR ORANGE**

50% Polyester 30% Nylon 20% Viscose  
Weight: 300 gsm | Width: 150 cm



**STARSKY GLITTER JERSEY  
COLOR BRONZ**

95% Polyester 05% Elastane  
Weight: 200gsm | Width: 150cm



**WILLOW SUITING  
COLOR CAMEL**

85% Polyester 13% Rayon 03% Elastane  
Weight: 250-260 gsm | Width: 145 cm



**SMOOTHY FUR VELOUR  
COLOR CHOCO**

100% Polyester  
Weight: 147-152 gsm | Width: 147-152 cm



# Hunting Chic





[Redacted]

[Redacted]

[Redacted]

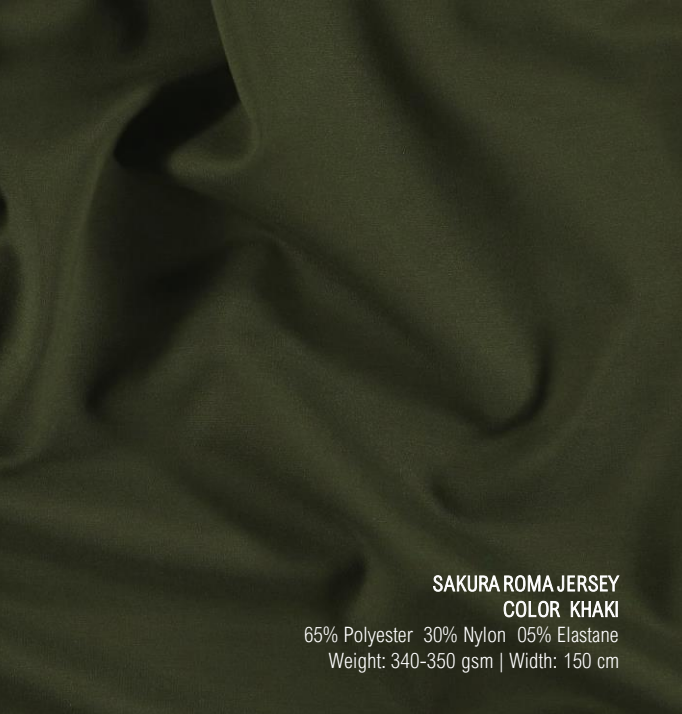
[Redacted]

[Redacted]

[Redacted]

[Redacted]

97% Polyester 03% Elastane  
Wash at 30°C



**SAKURA ROMA JERSEY**  
**COLOR KHAKI**

65% Polyester 30% Nylon 05% Elastane  
Weight: 340-350 gsm | Width: 150 cm



**CRYSTAL JERSEY STRECH**  
**COLOR KHAKI**

92% Polyester 08% Elastane  
Weight: 200 gsm | Width: 150 cm



**MAGESTIC SATIN STRECH**  
**COLOR OLIVE**

97% Polyester 03% Elastane  
Weight: 240-250 gsm | Width: 150 cm



**BIZOU SLINKY JERSEY**  
**COLOR AVIS**

94% Polyester 06% Elastane  
Weight: 200 gsm | Width: 145 cm



**MARIKA SPUN VELVET JERSEY**  
**COLOR OLIVE**

95% Polyester 05% Elastane  
Weight: 240-270 gsm | Width: 150 cm



**WILLOW SUITING**  
**COLOR OLIVE**

85% Polyester 13% Rayon 03% Elastane  
Weight: 250-260 gsm | Width: 145 cm




**ANDREANA POPLIN TWILL**  
**COLOR KHAKI**  
100% Rayon  
Weight: 150-160 gsm | Width: 145 cm



**ARMANI SATIN**  
**COLOR KHAKI**  
97% Polyester 3% Elastane  
Weight: 85-95gsm | Width: 145cm



**CARLOTTA RIB**  
**COLOR OLIVE**  
80% Polyester 15% Rayon 05% Elastane  
Weight: 260-270 gsm | Width: 148 cm



**MANGO SUITING**  
**COLOR KHAKI**  
97% Polyester 03% Elastane  
Weight: 260-270 gsm | Width: 145cm



**BIZOU SLINKY JERSEY**  
**COLOR KHAKI**  
94% Polyester /06% Elastane  
Weight: 200 gsm | Width: 145 cm




**ZEN JERSEY CHENILLE**  
**COLOR KHAKI**  
98% Polyester 02% Spandex  
Weight: 310 gsm | Width: 150 cm



# Green Allure





[Redacted]

[Redacted]

[Redacted]

[Redacted]


[Redacted]

[Redacted]

[Redacted]



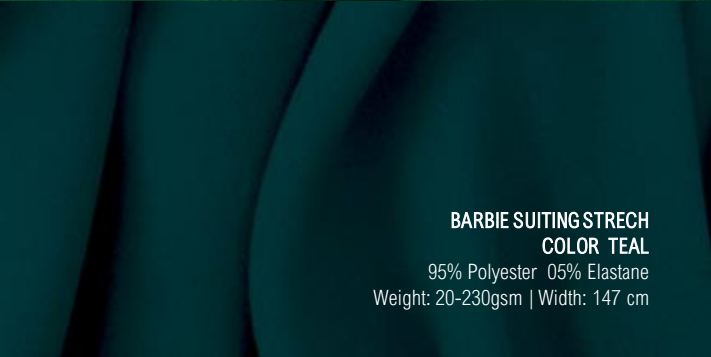
**BARBIE SUITING STRECH**  
**COLOR GREEN**  
 95% Polyester 05% Elastane  
 Weight: 20-230gsm | Width: 147 cm



**MANGO SUITING**  
**COLOR PINE**  
 97% Polyester 03% Elastane  
 Weight: 260-270 gsm | Width: 145cm



**DIAMOND KNIT JERSEY**  
**COLOR PINE**  
 50% Polyester / 30% Nylon /20% Viscose  
 Weight: 300 gsm | Width: 150 cm



**BARBIE SUITING STRECH**  
**COLOR TEAL**  
 95% Polyester 05% Elastane  
 Weight: 20-230gsm | Width: 147 cm



**CHENILLE STRIPE JERSEY**  
**COLOR FOREST**  
 100% Polyester  
 Weight: 280 gsm | Width: 190 cm



**ELIZABETH TAFFETA STRETCH**  
**COLOR PINE**  
 60% Polyester / 35% Nylon /05% Elastane  
 Weight: 160gsm | Width: 145 cm



**MARIKA SPUN VELVET**  
**COLOR ZAFIRO**  
 95% Polyester 05% Elastane  
 Weight: 240-270 gsm | Width: 150 cm





**MOCCA JERSEY**  
**COLOR GREEN**  
86% Polyester 14% Elastane  
Weight: 400 gsm | Width: 150 cm



**HI MULTICHIFFON**  
**COLOR EMERALD**  
100% Polyester  
Weight: 95 gsm | Width: 150 cm



**STARSKY GLITTER JERSEY**  
**COLOR GREEN**  
95% Polyester /05% Elastane  
Weight: 200gsm | Width: 150 cm



**ELIZABETH TAFFETA**  
**COLOR EMERALD**  
60% Polyester 35% Nylon 05% Elastane  
Weight: 160 gsm | Width: 145 cm



**ASTRA LUREX JERSEY**  
**COLOR BOTTLE GREEN**  
76% Polyester 15% Metallic 09% Elastane  
Weight: 210 gsm | Width: 160 cm



**BIZOU SLINKY JERSEY**  
**COLOR GREEN**  
94% Polyester 06% Elastane  
Weight: 200 gsm | Width: 145 cm

# Sky Frost Royals





[Redacted]

[Redacted]

[Redacted]

[Redacted]

[Redacted]

[Redacted]

[Redacted]




**ANDREANA POPLIN TWILL**  
**COLOR BLUE**  
100% Rayon  
Weight: 150-160 gsm | Width: 145 cm



**MELISSA SUITING STRECH**  
**COLOR BLUE**  
100% Polyester  
Weight: 175-190 gsm | Width: 145 cm



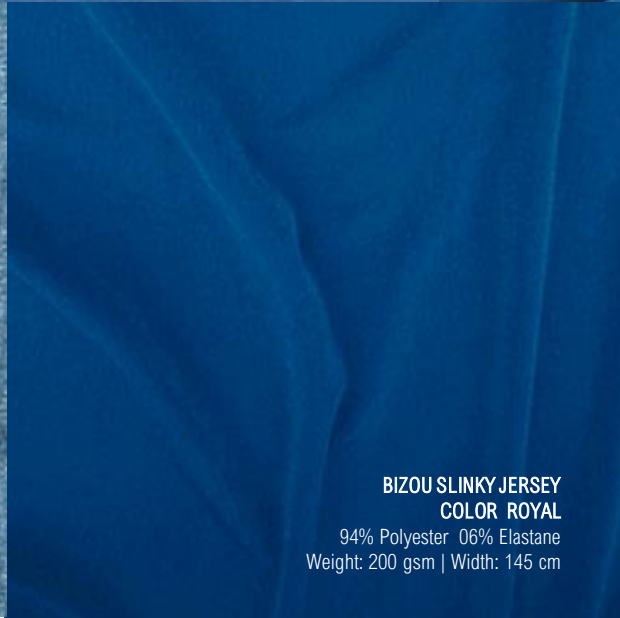
**HI MULTICHIFFON**  
**COLOR INDIGO**  
100% Polyester  
Weight: 95 gsm | Width: 150 cm



**RETRO LEATHER**  
**COLOR BLUE**  
60% Polyurethane 40% Polyester  
Weight: 280 gsm | Width: 140 cm



**GLORY RIB**  
**COLOR CIEL**  
80% Polyester 15 % Lurex 05% Elastane  
Weight: 230 gsm | Width: 150 cm



**BIZOU SLINKY JERSEY**  
**COLOR ROYAL**  
94% Polyester 06% Elastane  
Weight: 200 gsm | Width: 145 cm



**DIAMOND KNIT JERSEY**  
**COLOR M BLUE**  
50% Polyester 30% Nylon 20% Viscose  
Weight: 300 gsm | Width: 150 cm



**MANGO SUITING**  
**COLOR NAVY**

97% Polyester 03% Elastane  
Weight: 260-270 gsm | Width: 145cm





**MOCCA JERSEY**  
**COLOR GREEN**

86% Polyester 14% Elastane  
Weight: 400 gsm | Width: 150 cm



**MARIKA SPUN VELVET JERSEY**  
**COLOR ROYAL**

95% Polyester 05% Elastane  
Weight: 240-270 gsm | Width: 150 cm



**VASTO SUITING**  
**COLOR NAVY**

70% Polyester 25% Rayon 05% Elastane  
Weight: 250-260 gsm | Width: 145 cm
















































































































**MELISSA SUITING STRECH**  
**COLOR ROYAL**

100% Polyester  
Weight: 175-190 gsm | Width: 145 cm



**ZEN JERSEY CHENILLE**  
**COLOR ROYAL**

98% Polyester 02% Spandex  
Weight: 310 gsm | Width: 150 cm



# From Turquoise to Teal







**TOKYO SATIN JAQUARD**  
**COLOR BLUE**  
96% Polyester 04% Elastane  
Weight: 120 gsm | Width: 145 cm



**WILLOW SUITING**  
**COLOR PETROL**  
85% Polyester 13% Rayon 03% Elastane  
Weight: 250-260 gsm | Width: 145 cm



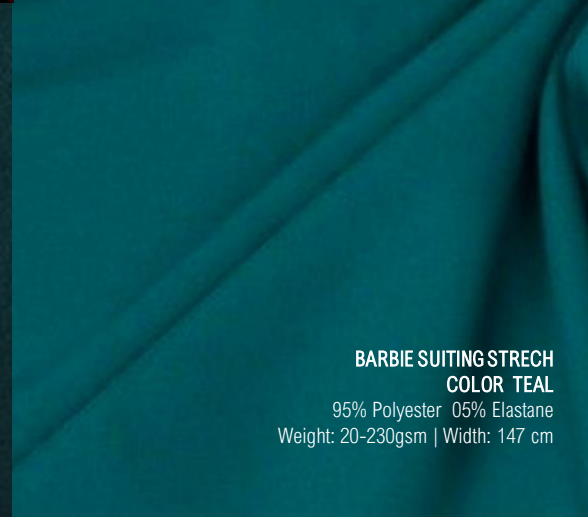
**GLORY RIB**  
**COLOR BLUE**  
80% Polyester 15% Lurex 05% Elastane  
Weight: 280 gsm | Width: 150 cm



**BIZOU SLINKY JERSEY**  
**COLOR PETROL**  
94% Polyester 06% Elastane  
Weight: 200 gsm | Width: 145 cm



**SMOOTHY FUR VELOUR**  
**COLOR PETROL**  
100% Polyester  
Weight: 260 gsm | Width: 147-152 cm



**RETRO LEATHER**  
**COLOR JADE**  
60% Polyurethane 40% Polyester  
Weight: 280 gsm | Width: 140 cm

**BARBIE SUITING STRECH**  
**COLOR TEAL**  
95% Polyester 05% Elastane  
Weight: 20-230gsm | Width: 147 cm



# A Red Universe



[Redacted]

[Redacted]

[Redacted]

[Redacted]

[Redacted]

[Redacted]




**LILLY GLITTER LACE**  
**COLOR RED**  
 92% NYLON 08% Elastane  
 Weight: 133 gsm | Width: 150 cm



**YOSHI SEQUIN NET**  
**COLOR WINE**  
 100% Polyester  
 Weight: 114 gsm | Width: 145 cm



**LANA STONES MESH NET**  
**COLOR RED**  
 92% Polyester 08% Elastane  
 Weight: 100 gsm | Width: 147 cm



**STARSKY GLITTER JERSEY**  
**COLOR BORDEAUX**  
 95% Polyester 5% Elastane  
 Weight: 200gsm | Width: 150cm



**ZEN CHENILLE CORD JERSEY**  
**COLOR WINE**  
 98% Polyester 02% Spandex  
 Weight: 310 gsm | Width: 150 cm



**MARIKA SPUN VELVET**  
**COLOR WINE**  
 95% Polyester 05% Elastane  
 Weight: 240-270 gsm | Width: 150 cm



**RETRO LEATHER**  
**COLOR RED**  
 60% Polyurethane 40% Polyester  
 Weight: 280 gsm | Width: 140 cm



**MELISSA SUITING STRECH**  
**COLOR ROYAL**  
 100% Polyester  
 Weight: 175-190 gsm | Width: 145 cm



**EZRA SEQUIN NET**  
**COLOR WINE**  
 95% Polyester 05% Elastane  
 Weight: 178 gsm | Width: 125 cm



# A Magenta Purple mood









**CARLOTTARIB  
COLOR MAGENTA**

80% Polyester 15% Rayon 05% Elasthan  
Weight: 260-270 gsm | Width: 148 cm



**BARBIE SUITING STRECH  
COLOR GREEN**

95% Polyester 05% Elastane  
Weight: 20-230gsm | Width: 147 cm



**ARMANI SATIN  
COLOR VIOLET**

97% Polyester 3% Elastane  
Weight: 85-95gsm | Width: 145cm



**BIZOU SLINKY JERSEY  
COLOR PUR[P]LE**

94% Polyester 06% Elastane  
Weight: 200 gsm | Width: 145 cm



**SMOOTHY FUR VELOUR  
COLOR PURPLE**

100% Polyester  
Weight: 147-152 gsm | Width: 147-152 cm



**STARSKY GLITTER JERSEY  
COLOR BORDEAUX**

95% Polyester 5% Elastane  
Weight: 200gsm | Width: 150cm



**MARISSA JERSEY  
COLOR MAGENTA**

48% Rayon 27% Polyester 20% Nylon 05% Elastane  
Weight: 400-420 gsm | Width: 150 cm



**DIAMOND KNIT JERSEY  
COLOR PURPLE**

50% Polyester / 30% Nylon 20% Viscose  
Weight: 300 gsm | Width: 150 cm

# Chic in Grey





[Redacted text block]

[Redacted text block]

[Redacted text block]

[Redacted text block]

[Redacted text block]

[Redacted text block]





**RETRO LEATHER**  
**COLOR GREY**

60% Polyurethane 40% Polyester  
Weight: 280gsm | Width: 140cm



**VASTO STRIPE SUITING**  
**COLOR GREY**

70% Tencel 25% Rayon 5% Spandex  
Weight: 250-260 gsm | Width: 150 cm



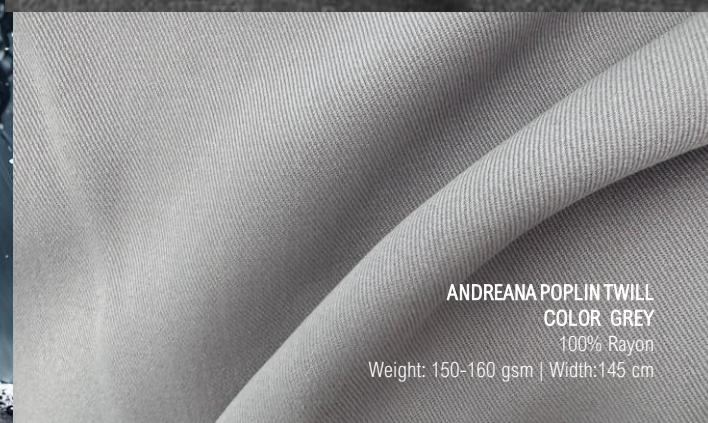
**WILLOW SUITING**  
**COLOR GREY**

85% Polyester 13% Rayon /03% Elastane  
Weight: 250-260 gsm | Width: 145 cm



**ELIZABETH TAFFETA STRETCH**  
**COLOR GREY**

60% Polyester 35% Nylon 05% Elastane  
Weight: 160gsm | Width: 145 cm



**ANDREANA POPLIN TWILL**  
**COLOR GREY**

100% Rayon  
Weight: 150-160 gsm | Width: 145 cm



**TOKYO SATIN JAQUARD**  
**COLOR SILVER**

96% Polyester 04% Elastane  
Weight: 120 gsm | Width: 145 cm



**TIARANET SEQUIN**  
**COLOR BLACK SILVER**

100% Polyester  
Weight: 267 gsm | Width: 130 cm




**GINI SATIN LUREX**  
**COLOR GREY**

100% Polyester  
Weight: 140 gsm | Width: 145 cm




**CARLOTTA RIB**  
**COLOR OFF WHITE**

80% Polyester 15% Rayon 05% Elastane  
Weight: 260-270 gsm | Width: 148 cm




**WILLOW SUITING**  
**COLOR CHARCOAL**

85% Polyester 13% Rayon 03% Elastane  
Weight: 250-260 gsm | Width: 145 cm



**DIAMOND KNIT JERSEY**  
**COLOR MBEIGE**

50% Polyester 30% Nylon 20% Viscose  
Weight: 300 gsm | Width: 150 cm




**GLORY RIB**  
**COLOR GREY**

80% Polyester 15% Lurex 05% Elastane  
Weight: 230 gsm | Width: 150 cm



**SAKURA ROMA JERSEY**  
**COLOR CHARCOAL**

65% Polyester 30% Nylon 05% Elastane  
Weight: 340-350 gsm | Width: 150 cm





**MARISA JERSEY**  
**COLOR MGREY**

48% Rayon 27% Polyester 20% Nylon 05% Elastane  
Weight: 300 gsm | Width: 160 cm


# Black Label







**RAIN STARS VELVET**  
**COLOR BLACK**  
95% Polyester 05% Elastane  
Weight: 230-240 gsm | Width: 147-152 cm



**EZRA SEQUIN NET**  
**COLOR BLACK**  
95% Polyester 05% Elastane  
Weight: 178 gsm | Width: 125 cm




**GINI SATIN LUREX**  
**COLOR BLACK**  
100% Polyester  
Weight: 140 gsm | Width: 145 cm



**VERSA VELVET TWILL FOIL JERSEY**  
**COLOR BLACK**  
95% Polyester 05% Elastane  
Weight: 210-220 gsm | Width: 150-155 cm



**LANA STONES MESH NET**  
**COLOR BK-SI**  
92% Polyester 08% Elastane  
Weight: 100 gsm | Width: 147 cm



**ASTRA LUREX JERSEY**  
**COLOR BLACK**  
78% Polyester 15% Metallic 07% Elastane  
Weight: 210 gsm | Width: 168 cm



**SALEM SEQUIN NET**  
**COLOR BLACK**  
95% Polyester 05% Elastane  
Weight: 260 gsm | Width: 125 cm



**ALICE SEQUIN LACE**  
**COLOR BLACK**  
92% Nylon 08% Elastane  
Weight: 155 gsm | Width: 125 cm





**YOSHI SEQUIN NET**  
**COLOR BLACK**  
 100% Polyester  
 Weight: 114 gsm | Width: 145 cm



**SMOOTHY FUR VELOUR**  
**COLOR BLACK**  
 100% Polyester  
 Weight: 147-152 gsm | Width: 147-152 cm




**ROMVOS GLITTER NET**  
**COLOR BK/SI**  
 100% Nylon  
 Weight: 120 gsm | Width: 150cm



**LILLY GLITTER LACE**  
**COLOR BLACK**  
 92% NYLON / 08% Elastane  
 Weight: 133 gsm | Width: 150 cm



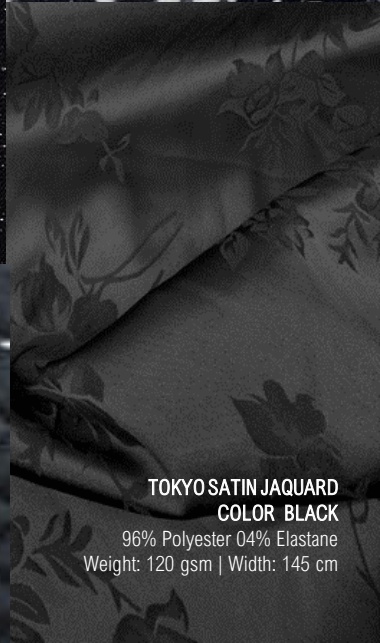
**LANA STONES MESH NET**  
**COLOR BLACK**  
 92% Polyester 08% Elastane  
 Weight: 100 gsm | Width: 147 cm



**GLORY RIB**  
**COLOR BLACK**  
 80% Polyester 15% Lurex 05% Elastane  
 Weight: 230 gsm | Width: 150 cm



**MARS QUILTED LUREX JERSEY**  
**COLOR BLACK**  
 94% Polyester 04% Elastane 02% Lurex  
 Weight: 240 gsm | Width: 165 cm



**TOKYO SATIN JAQUARD**  
**COLOR BLACK**  
 96% Polyester 04% Elastane  
 Weight: 120 gsm | Width: 145 cm



IDRIS  
TEXTILES  
by g.f.ioannides